

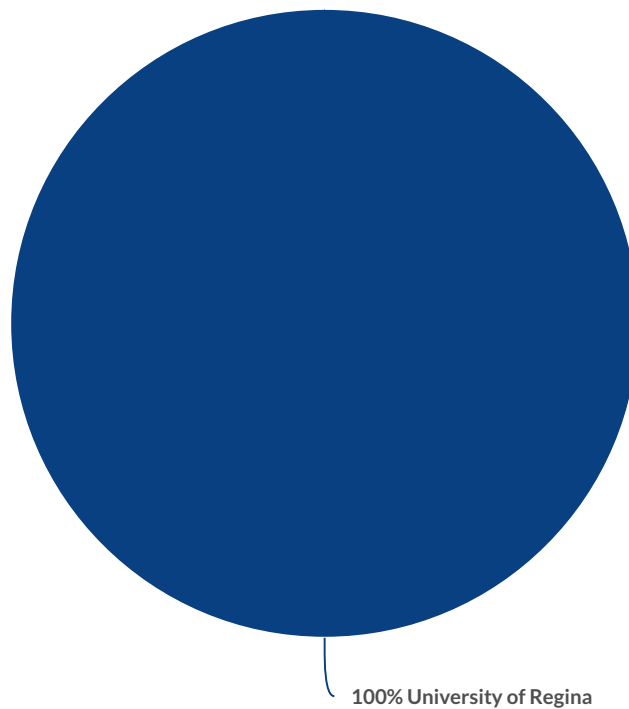


This report is filtered

Only show: #2 Question "Select the institution at which you are currently enrolled?" is one of the following answers ("University of Regina")

The CBIE 2023 International Student Survey - Institutional Report for the University of Regina

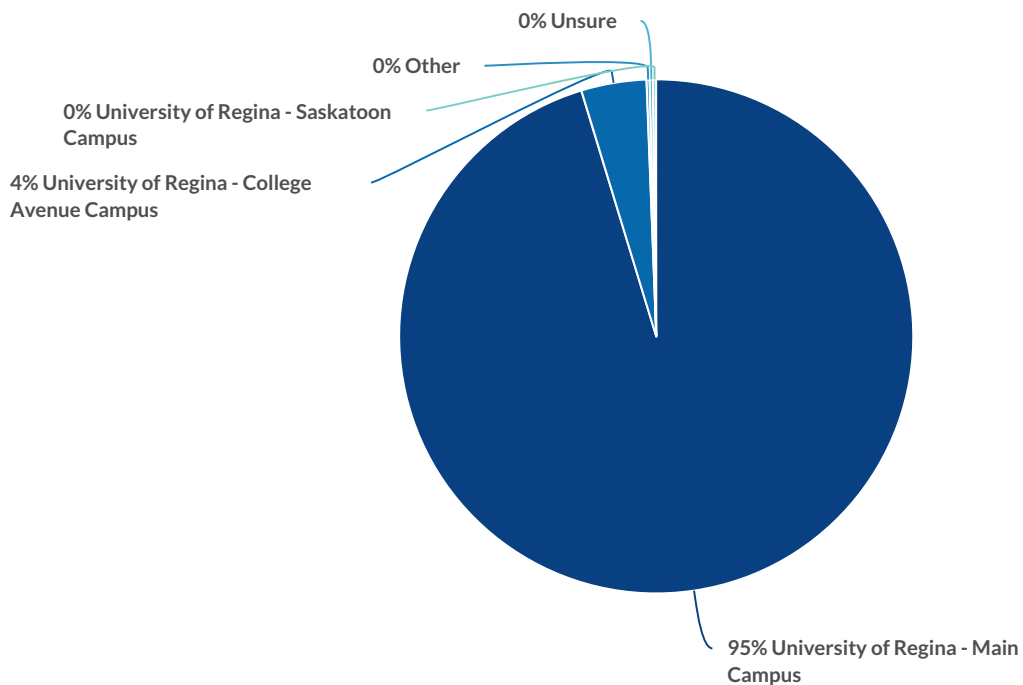
2. Select the institution at which you are currently enrolled?



Value	Percent	Responses
University of Regina	100.0%	517

Totals: 517

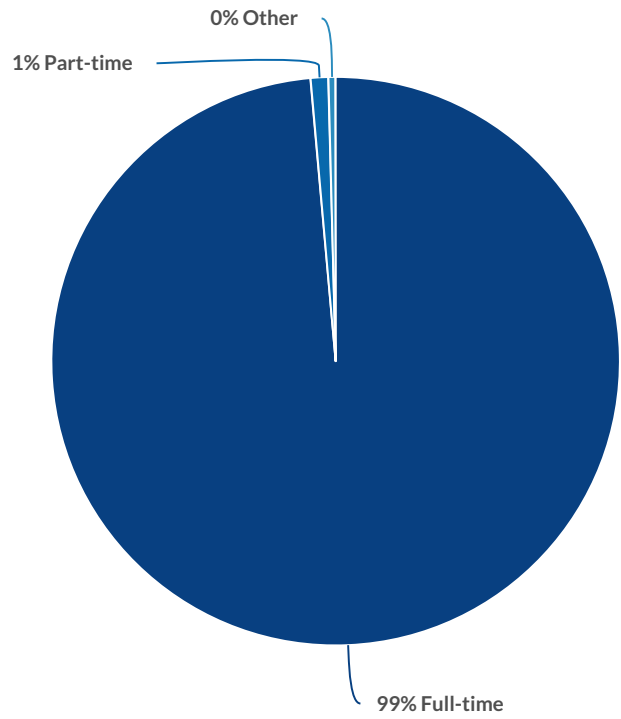
56. Select the campus at which you are primarily studying:



Value	Percent	Responses
University of Regina - Main Campus	95.3%	492
University of Regina - College Avenue Campus	4.1%	21
Other	0.2%	1
Unsure	0.2%	1
University of Regina - Saskatoon Campus	0.2%	1

Totals: 516

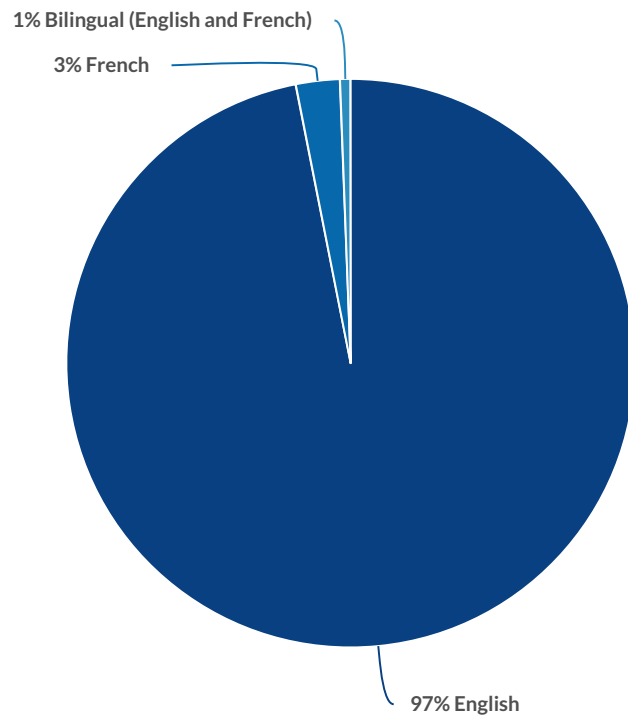
65. Are you enrolled as a full-time or part-time student?



Value	Percent	Responses
Full-time	98.6%	510
Part-time	1.0%	5
Other	0.4%	2

Totals: 517

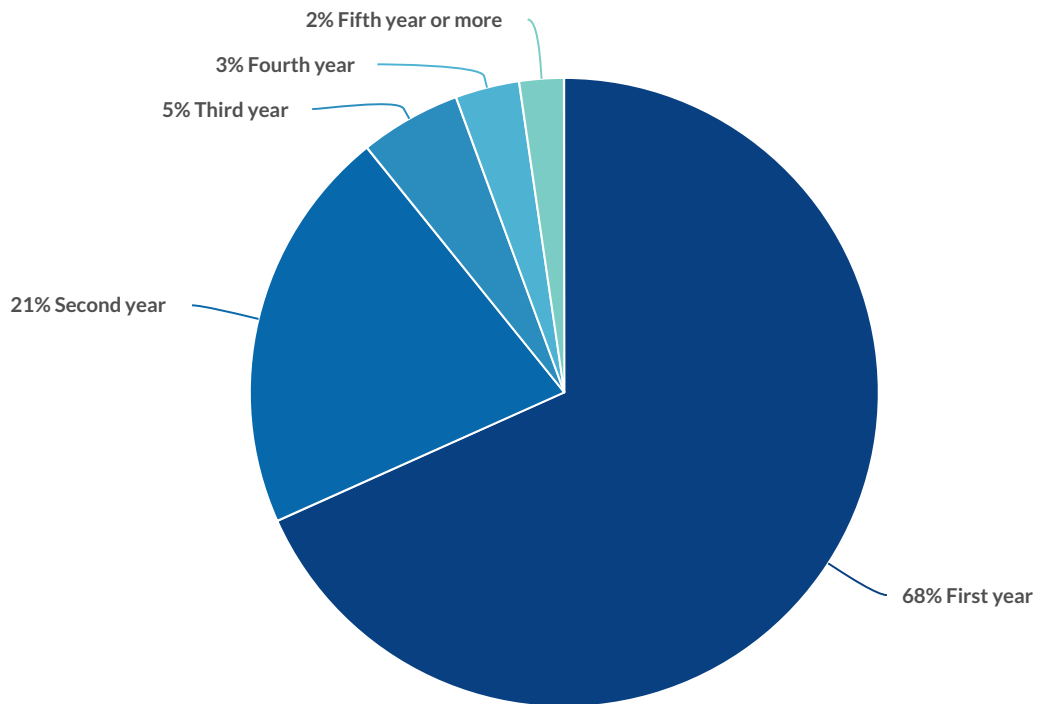
66. What language is your current program of study?



Value	Percent	Responses
English	96.9%	501
French	2.5%	13
Bilingual (English and French)	0.6%	3

Totals: 517

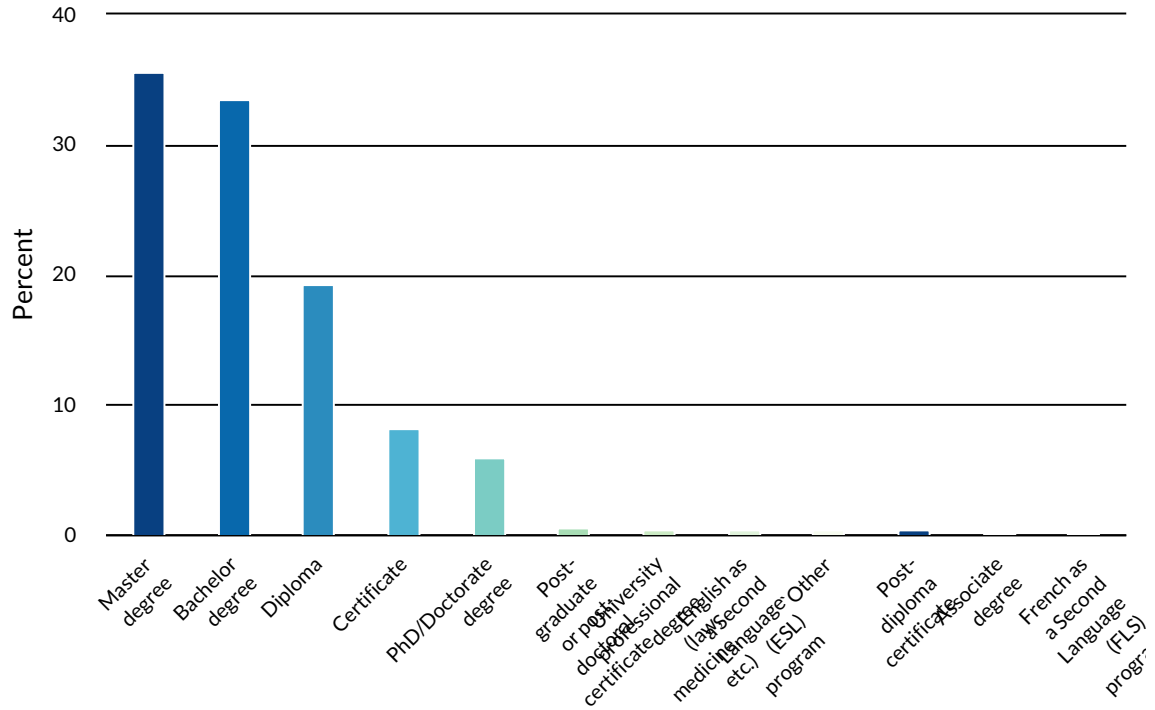
67. In what year of your program of study are you in currently?















Value	Percent	Responses
First year	68.3%	353
Second year	20.9%	108
Third year	5.2%	27
Fourth year	3.3%	17
Fifth year or more	2.3%	12



















Totals: 517




68. For which degree(s), diploma(s) or certificate(s) are you currently studying at your Canadian institution?



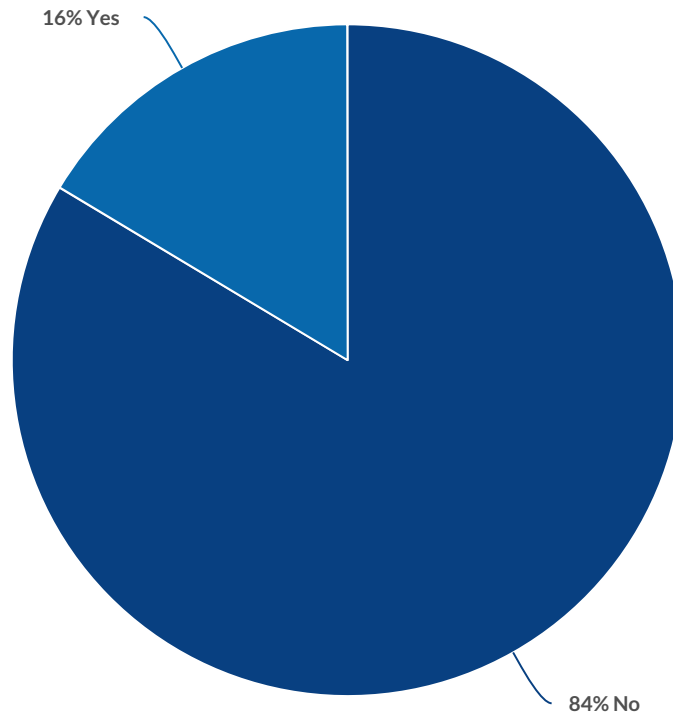
Value	Percent	Responses
Master degree	35.6% 	184
Bachelor degree	33.5% 	173
Diploma	19.3% 	100
Certificate	8.3% 	43
PhD/Doctorate degree	6.0% 	31
Post-graduate or post-doctoral certificate	0.6% 	3
University professional degree (law, medicine, etc.)	0.4% 	2
English as a Second Language (ESL) program	0.4% 	2
Other	0.4% 	2
Post-diploma certificate	0.4% 	2
Associate degree	0.2% 	1
French as a Second Language (FLS) program	0.2% 	1

69. What is(are) your field(s) of study?

Value	Percent	Responses
Business / Finance / Management / Administration	20.9% 	108
Computer Science / Information Technology / Communications Technology	17.6% 	91
Engineering	17.2% 	89
Health Sciences and Services / Nursing	11.2% 	58
Social Sciences (e.g. political science, sociology, economics, psychology, anthropology)	8.3% 	43
Other	6.4% 	33
Art & Design (e.g. fine arts, performing arts, music, animation, graphic design)	5.8% 	30
Education	5.4% 	28
Natural and Applied Sciences (e.g. biology, physics, chemistry)	5.0% 	26
Mathematics / Actuarial Science / Statistics	2.7% 	14
Social, Community, Human Services / Law Enforcement / Community Safety	2.1% 	11
French as a Second Language (FLS)	1.9% 	10
Humanities (e.g. languages, philosophy, history)	1.9% 	10
English as a Second Language (ESL)	1.2% 	6
Communication / Journalism / Media Studies	1.0% 	5
Hospitality / Tourism / Parks and Recreation / Culinary / Leisure and Fitness	1.0% 	5
Environmental Studies (e.g. geography, urban studies, green technology)	0.8% 	4
Manufacturing / Mining / Energy	0.8% 	4

Value	Percent	Responses
Law and Legal Services		0.6% 3
Indigenous Studies		0.4% 2
Applied Technologies		0.2% 1

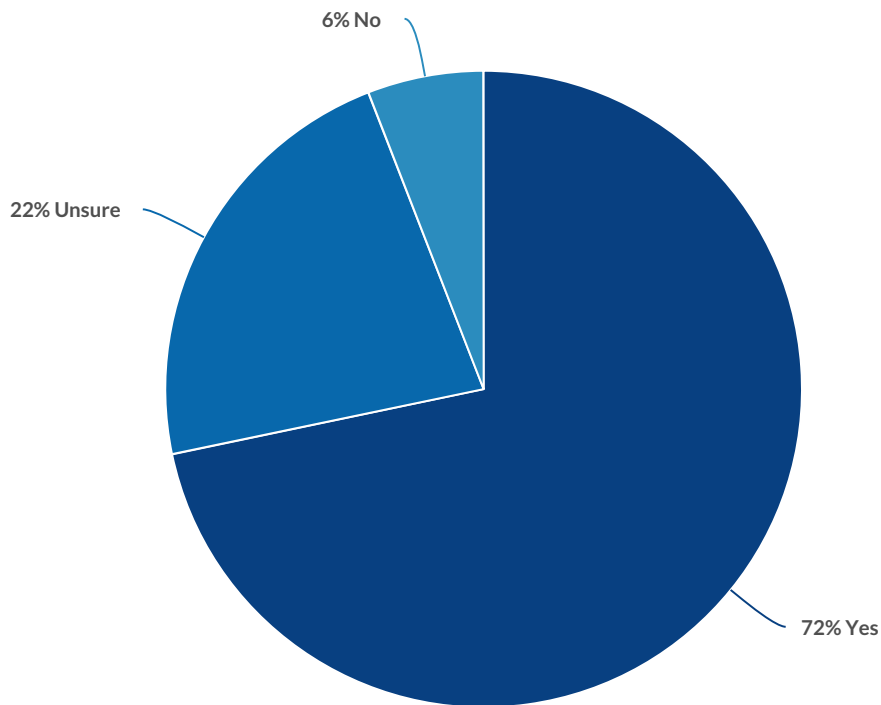
70. Are you currently participating in a work opportunity that is facilitated by your educational institution and that is directly related to your field of study, such as a co-op placement or work integrated learning (WIL) opportunity?



Value	Percent	Responses
No	83.6%	432
Yes	16.4%	85

Totals: 517

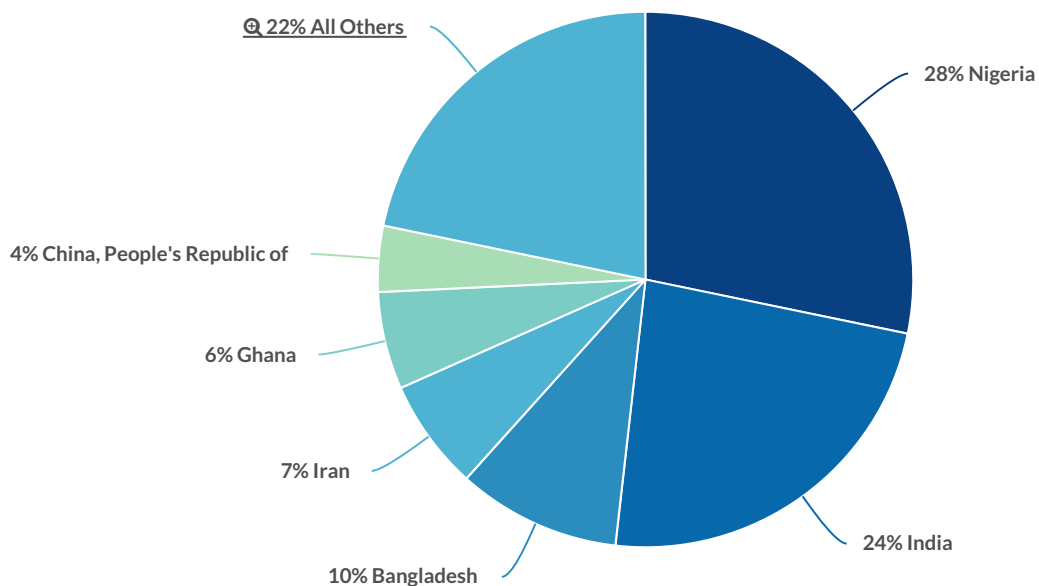
71. Do you think that your Co-op / Work Integrated Learning (WIL) placements will help you secure a position once you graduate from your institution?



Value	Percent	Responses
Yes	71.8%	61
Unsure	22.4%	19
No	5.9%	5

Totals: 85

73. With which citizenship are you studying in Canada?



Value	Percent	Responses
Nigeria	28.3%	143
India	23.6%	119
Bangladesh	9.9%	50
Iran	6.7%	34
Ghana	5.9%	30
China, People's Republic of	4.0%	20
Pakistan	2.8%	14
Philippines	2.8%	14
Vietnam	2.2%	11
Mexico	2.0%	10

Totals: 505

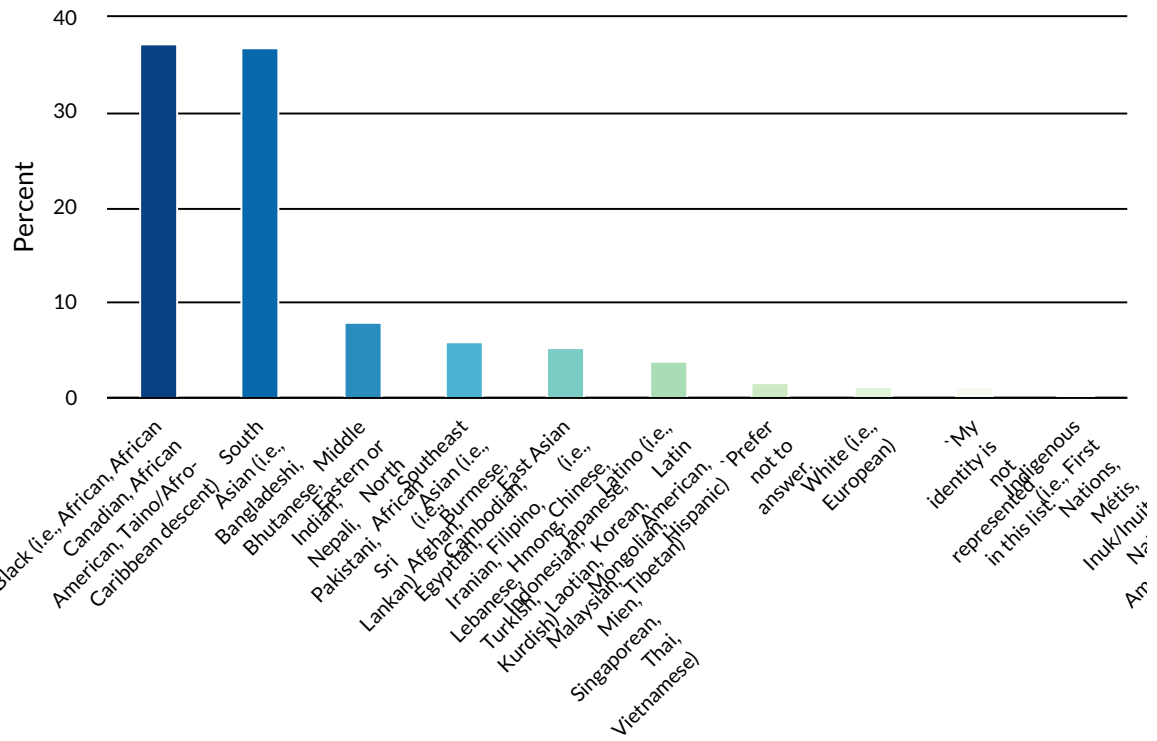
Value	Percent	Responses
Brazil		1.2% 6
Sri Lanka		1.2% 6
Nepal		1.0% 5
Jamaica		0.8% 4
Kenya		0.6% 3
Ukraine		0.6% 3
Azerbaijan		0.4% 2
Cameroon, Federal Republic of		0.4% 2
Colombia		0.4% 2
Dominican Republic		0.4% 2
Egypt		0.4% 2
Lebanon		0.4% 2
Liberia		0.4% 2
Turkey		0.4% 2
Dominica		0.2% 1
Germany		0.2% 1
Indonesia, Republic of		0.2% 1
Japan		0.2% 1
Korea, Republic of		0.2% 1
Mauritius		0.2% 1
Oman		0.2% 1
Peru		0.2% 1
South Africa, Republic of		0.2% 1

Totals: 505

Value	Percent	Responses
Sudan, Democratic Republic of		0.2% 1
Sweden		0.2% 1
Switzerland		0.2% 1
Taiwan		0.2% 1
Uganda		0.2% 1
United Kingdom and Overseas Territories		0.2% 1
Zimbabwe		0.2% 1
Other		0.2% 1

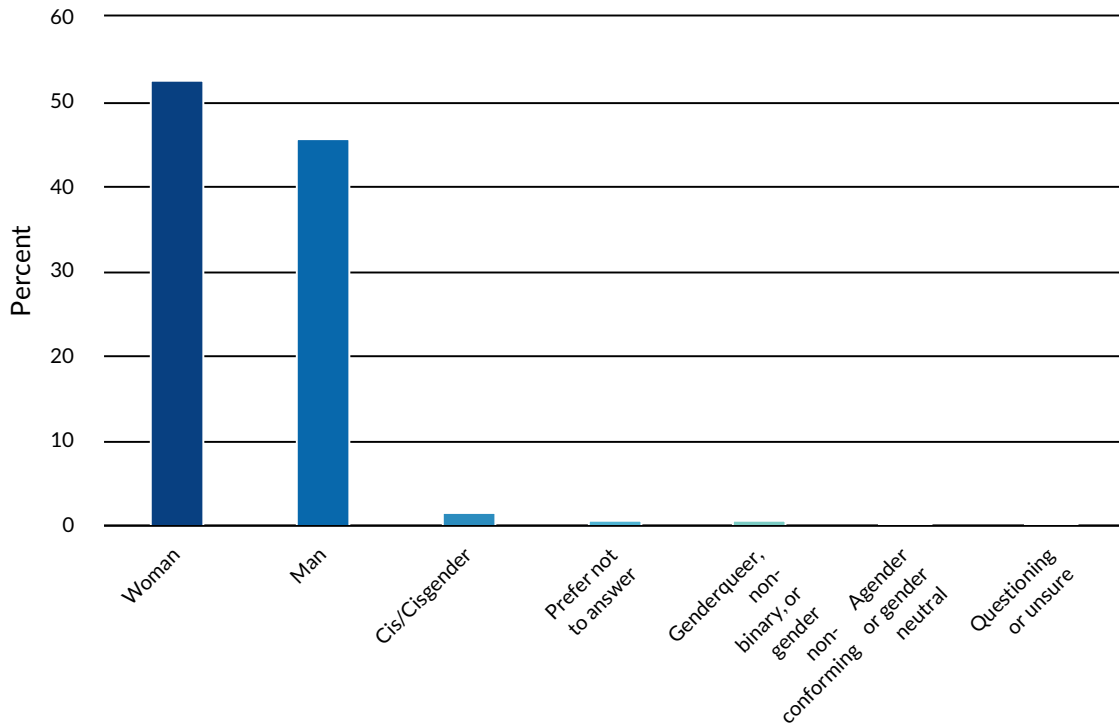
Totals: 505

75. With which racial group(s) do you identify?



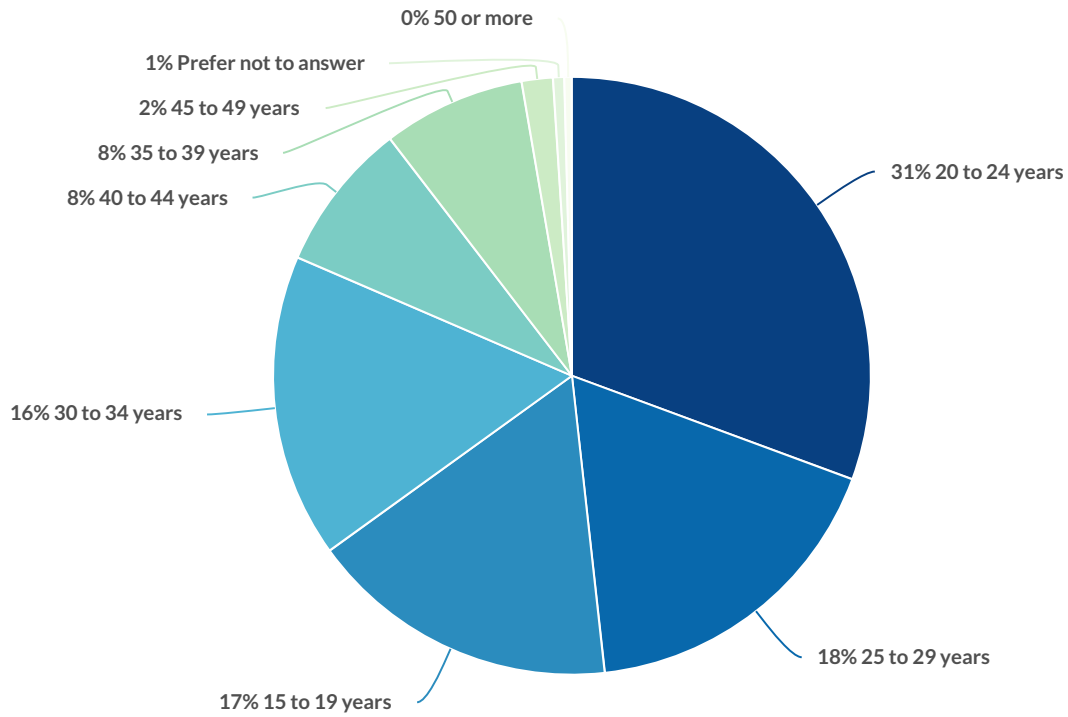
Value	Percent	Responses
Black (i.e., African, African Canadian, African American, Taino/Afro-Caribbean descent)	37.3%	193
South Asian (i.e., Bangladeshi, Bhutanese, Indian, Nepali, Pakistani, Sri Lankan)	36.9%	191
Middle Eastern or North African (i.e., Afghan, Egyptian, Iranian, Lebanese, Turkish, Kurdish)	8.1%	42
Southeast Asian (i.e., Burmese, Cambodian, Filipino, Hmong, Indonesian, Laotian, Malaysian, Mien, Singaporean, Thai, Vietnamese)	6.0%	31
East Asian (i.e., Chinese, Japanese, Korean, Mongolian, Tibetan)	5.4%	28
Latino (i.e., Latin American, Hispanic)	3.9%	20
Prefer not to answer.	1.7%	9
White (i.e., European)	1.2%	6
My identity is not represented in this list.	1.2%	6
Indigenous (i.e., First Nations, Métis, Inuk/Inuit, Native American)	0.2%	1

76. How did you define your gender identity at the time of your learning abroad experience?



Value	Percent	Responses
Woman	52.6%	272
Man	45.8%	237
Cis/Cisgender	1.5%	8
Prefer not to answer	0.8%	4
Genderqueer, non-binary, or gender non-conforming	0.6%	3
Agender or gender neutral	0.2%	1
Questioning or unsure	0.2%	1

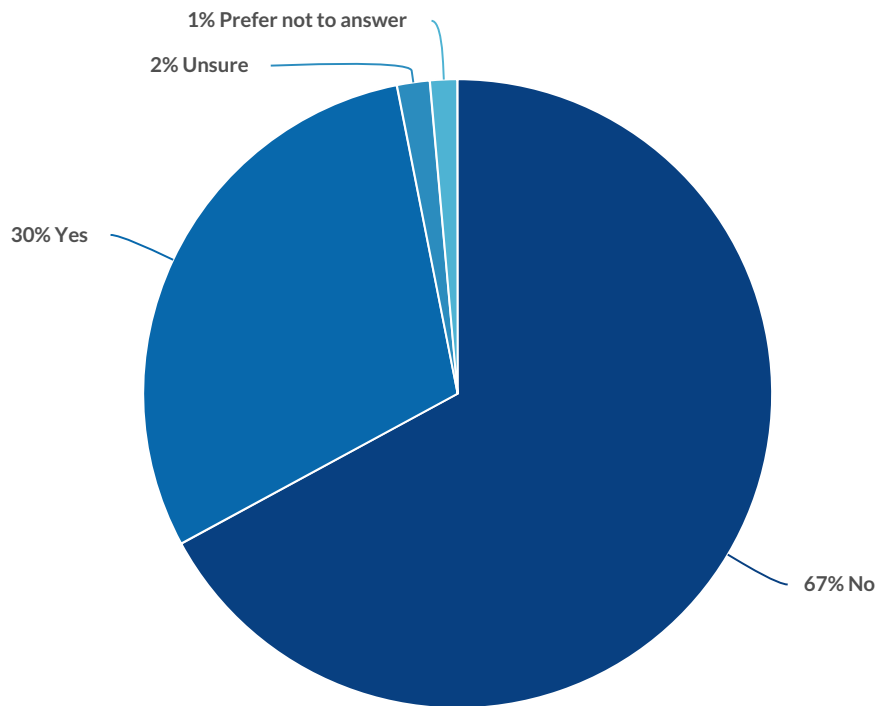
77. In which age group are you?



Value	Percent	Responses
20 to 24 years	30.6%	158
25 to 29 years	17.6%	91
15 to 19 years	16.8%	87
30 to 34 years	16.4%	85
40 to 44 years	8.1%	42
35 to 39 years	7.7%	40
45 to 49 years	1.7%	9
Prefer not to answer	0.6%	3
50 or more	0.4%	2

Totals: 517

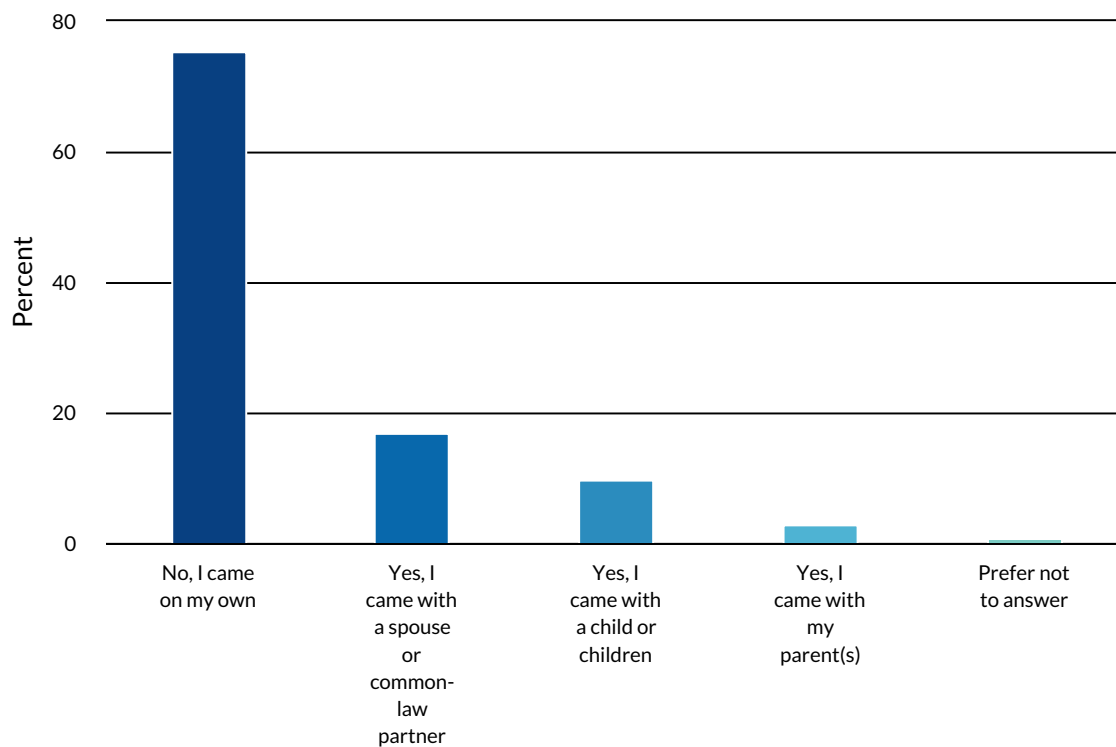
78. Are you the first in your immediate family [i.e., sibling(s) and/or parent(s)/guardian(s)] to attend post-secondary education?



Value	Percent	Responses
No	67.1%	347
Yes	29.8%	154
Unsure	1.7%	9
Prefer not to answer	1.4%	7

Totals: 517

79. Did anyone accompany you to Canada for your program of study?



Value	Percent	Responses
No, I came on my own	75.6%	391
Yes, I came with a spouse or common-law partner	17.0%	88
Yes, I came with a child or children	9.9%	51
Yes, I came with my parent(s)	3.1%	16
Prefer not to answer	1.0%	5

80. Select up to FIVE of the MOST IMPORTANT FACTORS that influenced your decision to study in Canada (in any order).

Value	Percent	Responses
Canada's reputation as a safe and stable country	74.1%	383
Canada offers a society that (generally) is tolerant and not discriminatory	55.7%	288
The reputation of Canada and quality of its education system.	50.9%	263
Desire to gain intercultural awareness and global competencies	47.0%	243
Opportunities to gain work experience related to my program of study	46.4%	240
Opportunities for permanent residence in Canada	39.7%	205
Affordability of studying in Canada in comparison to other countries	34.0%	176
Opportunity to apply for a Post-Graduate Work Permit (PGWP)	28.6%	148
Availability of financial support (i.e., scholarships, aid) to study in Canada	22.2%	115
Opportunities to work in Canada during my postsecondary studies	20.7%	107
Knowing someone who lived/studied or is living/studying in Canada	19.5%	101
Ease of getting a Canadian study permit	12.0%	62
Opportunities for my spouse to work	9.3%	48
Other - Write In	2.5%	13

81. Select up to FIVE of the MOST IMPORTANT FACTORS that influenced your decision to choose the postsecondary institution at which you are currently studying (in any order).

Value	Percent	Responses
Your institution's program offerings	57.3%	296
The region/city where your institution is located	48.7%	252
The co-op and work integrated learning opportunities available at your institution	37.5%	194
Your institution's reputation/rankings	32.5%	168
Information from an education consultant	27.7%	143
Your institution's website	26.7%	138
A parent's/family's preference for the institution	24.6%	127
Other web/social channels	24.4%	126
Word-of-mouth (recommendation) from a family/friends	23.6%	122
Word-of-mouth (recommendation) from a current student from the institution	18.2%	94
Your institution's financial support	17.6%	91
Information from counsellors or teachers	15.5%	80
Word-of-mouth (recommendation) from a past student (alumni) from the institution	13.2%	68
Availability of on-campus housing at your institution	12.2%	63
Your institution's social media	8.1%	42

Value	Percent	Responses
Information from an institutional recruiter	7.7%	40
`Other - Write In	6.4%	33
The temperature/climate where your institution is located	4.8%	25

82. Indicate if the resources listed below were useful when researching/choosing your Canadian post-secondary institution. Note: 1 star tells us the resource was not useful, and 5 stars tell us it was very useful. Select the "Not Applicable" option if you did not use/consult a resource.

Ranking of usefulness of the resource

Recommendation by someone I know

★★★★★

Count: 437

Not Applicable: 80

A government department in my home country

★★★★☆

Count: 257

Not Applicable: 260

Education fair(s) (including virtual fairs)

★★★★☆

Count: 339

Not Applicable: 178

Presentations, virtual tours other virtual events

★★★★☆

Count: 357

Not Applicable: 160

The institution's website

★★★★★

Count: 485

Not Applicable: 32

Websites/publications that rank universities and colleges

★★★★☆

Count: 451

Not Applicable: 66

Social Media, online forums and blogs

★★★★☆

Count: 421

Not Applicable: 96

Virtual meetings or direct messaging with institutional representatives

★★★★☆

Count: 386

Not Applicable: 131

Government of Canada education website (EduCanada)

★★★★☆

Count: 350

Not Applicable: 167

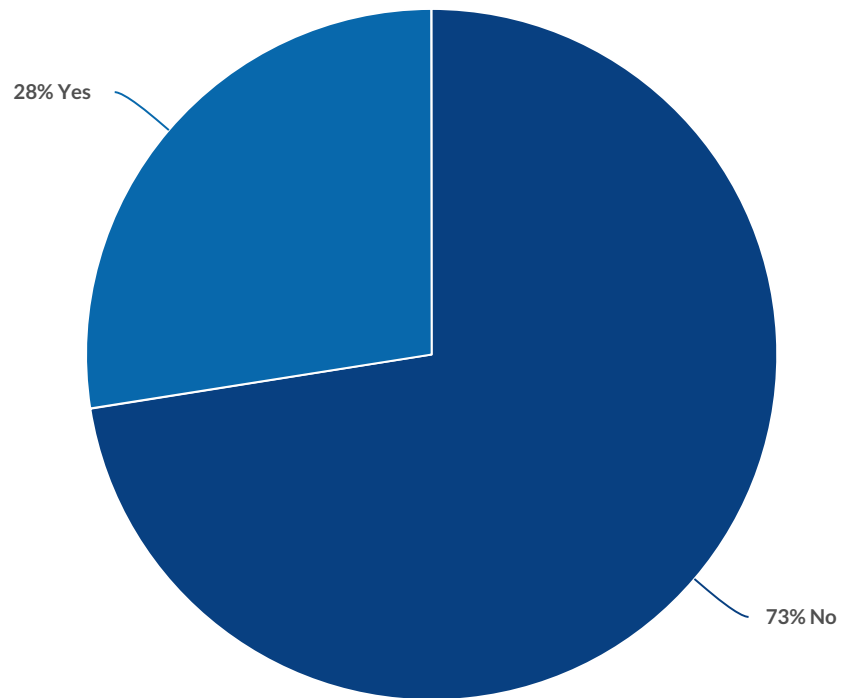
Government of Canada immigration website (IRCC)

★★★★☆

Count: 424

Not Applicable: 93

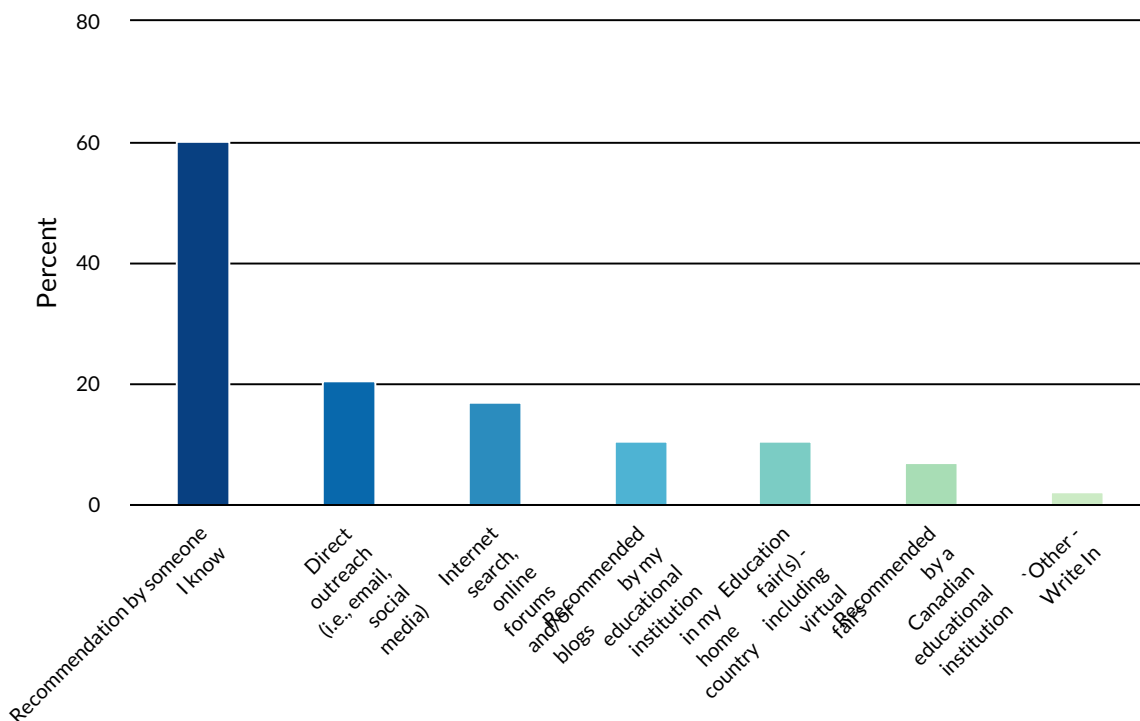
83. Did you receive any assistance/services from an education recruiting agent?



Value	Percent	Responses
No	72.5%	371
Yes	27.5%	141

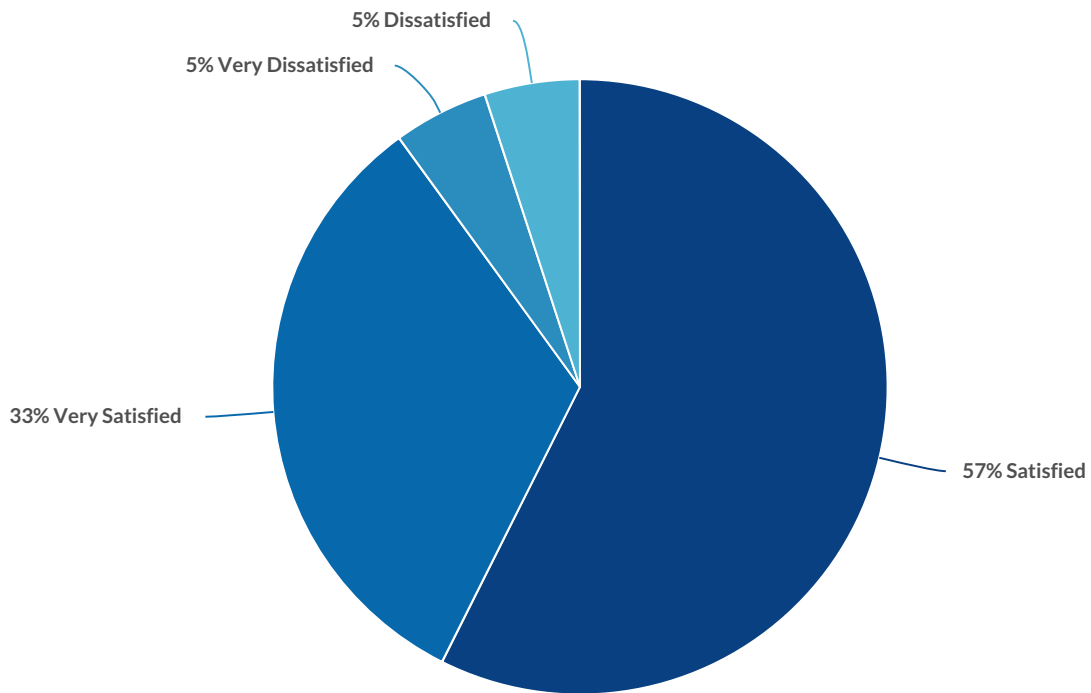
Totals: 512

84. How did you select your education recruiting agent?



Value	Percent	Responses
Recommendation by someone I know	60.3%	85
Direct outreach (i.e., email, social media)	20.6%	29
Internet search, online forums and/or blogs	17.0%	24
Recommended by my educational institution in my home country	10.6%	15
Education fair(s) - including virtual fairs	10.6%	15
Recommended by a Canadian educational institution	7.1%	10
Other - Write In	2.1%	3

85. How satisfied were you with the service received from your educational recruitment agent?



Value	Percent	Responses
Satisfied	57.4%	81
Very Satisfied	32.6%	46
Very Dissatisfied	5.0%	7
Dissatisfied	5.0%	7

Totals: 141

86. Would you recommend this agent?

NPS Score: 19.1



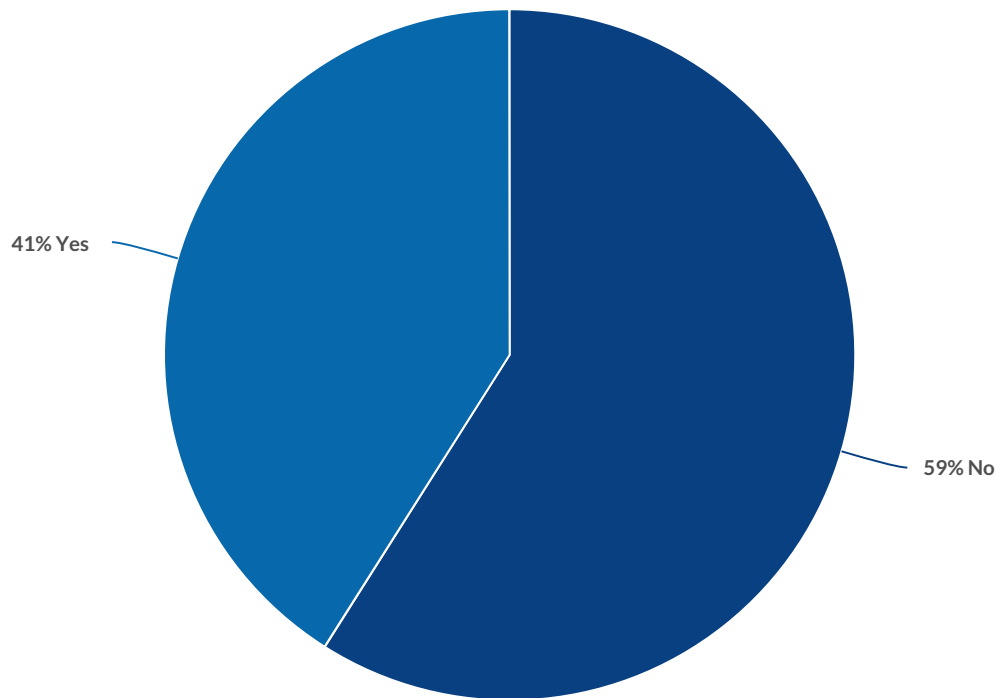
Promoters		41.1%	58
Passives		36.9%	52
Detractors		22%	31

Totals: 141

87. During and/or following the process of admission for your program of study, did you experience any issues/difficulties with the items listed below:

	Significant issues	Some issues	No issues	Not applicable
Demonstrating I have sufficient funds Count	38	125	333	21
Demonstrating I intend to return to my home country after my studies Count	29	60	390	38
Transfer money from my home country to my post-secondary institution in Canada Count	64	124	306	23
Finding and securing my accommodation in Canada Count	76	179	253	9
Securing biometrics Count	16	51	438	12
Achieving the required language test score (French or English) Count	16	47	389	65
Receiving my letter of acceptance Count	15	59	436	7
Receiving sufficient information about my institution Count	19	75	415	8
Transferring course credits to my Canadian institution Count	24	51	243	199
Collecting transcripts and other application documents Count	23	94	355	45

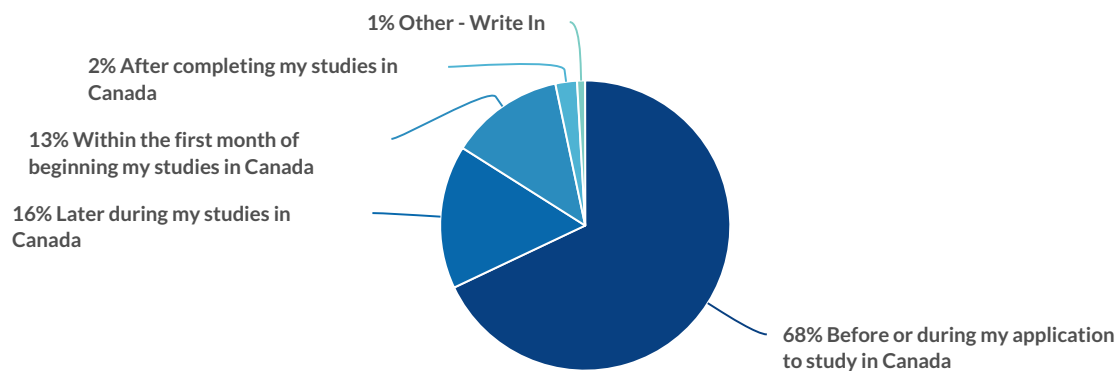
98. Were you, or are you, aware that a licensed professional (Canadian lawyers, RISIAs and RCICs) could be engaged to support you with your immigration application? The College of Immigration and Citizenship Consultants licenses and regulates the practice of Regulated Canadian Immigration Consultants (RCICs) and Regulated International Student Immigration Advisors (RISIAs) in the public interest.



Value	Percent	Responses
No	59.0%	305
Yes	41.0%	212

Totals: 517

99. When did you become aware that licensed professionals (Canadian lawyers, RISIAs and RCICs) were available to assist you with your immigration application?



Value	Percent	Responses
Before or during my application to study in Canada	67.9%	144
Later during my studies in Canada	16.0%	34
Within the first month of beginning my studies in Canada	12.7%	27
After completing my studies in Canada	2.4%	5
Other - Write In	0.9%	2

Totals: 212

101. Please indicate your level of satisfaction with the following elements, related to your arrival in Canada.

	Very dissatisfied	Dissatisfied	Satisfied	Very satisfied	Not applicable
Experience with Canadian border services officers Count	13	30	242	221	11
International reception service at the airport/train station/bus station Count	25	35	244	163	50
Moving into student residence Count	17	33	180	90	197
Moving into off-campus accommodation Count	34	53	227	133	70
The orientation session offered by your postsecondary institution Count	18	29	222	214	34

102. Since the beginning of your program of study, did you experience issues/difficulties with the following?

	Significant issues	Some issues	No issues	Not applicable
Registering for the courses I need Count	33	160	320	4
Adjusting to the learning environment Count	30	198	286	3
Understanding the expectations of being a student in Canada Count	35	145	335	2
Understanding information presented in courses Count	18	128	368	3
Finding help with questions or problems with course material Count	20	140	354	3
Meeting with professors Count	11	71	427	8
Collaborating with classmates Count	25	116	372	4
Completing written assignments Count	18	110	387	2
Actively participating in classroom discussions Count	17	93	402	5
Delivering oral presentations Count	14	91	359	53
Navigating policies and complaint procedures Count	21	92	358	46

103. Please provide your feedback regarding the services offered by your institution.

	Very dissatisfied	Dissatisfied	Satisfied	Very satisfied	I never used this service	I do/did not know if my institution offers this service
International Office Services Count	11	26	224	209	44	3
International Student Advising Count	11	25	194	197	85	5
Additional Language Support (English/French) Count	8	8	137	73	264	27
Residence and Housing Count	17	39	141	78	237	5
Recreational Facilities Count	14	20	192	127	153	11
Facilities for Religious Worship Count	8	13	105	101	261	29
Health Services Count	18	38	141	99	210	11
Counselling and Mental Health Services Count	8	10	104	71	316	8
Academic Advising (i.e., academic support) Count	13	26	205	192	80	1

	Very dissatisfied	Dissatisfied	Satisfied	Very satisfied	I never used this service	I do/did not know if my institution offers this service
Admissions and Credit Transfer Offices Count	9	23	157	111	213	4
Registrar's Office Count	7	14	225	162	107	2
Financial Aid Services Count	23	38	140	103	204	9
Library Services Count	7	8	201	269	31	1
Safety Services Count	6	7	170	190	140	4
Accessibility Services (i.e., support for people with disabilities) Count	2	3	102	99	303	8
Student Union or Associations Count	24	38	211	167	76	1
Student Social Groups and Clubs Count	15	27	155	113	197	10
Career and Employment Services Count	24	50	155	108	172	8
Work integrated and Experiential Learning Services (i.e., internships, company projects, etc.) Count	16	30	122	97	240	12

104. Considering your experiences, since beginning your studies at the institution, please indicate your level of agreement with the following statements:

	Strongly disagree	Somewhat disagree	Neither agree nor disagree	Somewhat agree	Strongly agree	Prefer not to answer
I feel valued as an individual at my institution Count	17	28	72	153	237	10
I feel I belong at my institution Count	15	18	65	156	256	7
I am treated with respect at my institution Count	7	18	42	117	328	5
Faculty members and teaching assistants help me to feel included in the classroom Count	6	15	47	123	318	8
I feel included in academic research/study groups Count	10	20	61	132	279	15
I have found one or more communities or groups where I feel I belong at my institution. Count	29	43	103	142	178	22
I have considered leaving my institution because I felt isolated or unwelcomed Count	298	78	54	41	29	17

105. Please indicate how safe you feel in the following locations.

	Not safe	Not very safe	Fairly safe	Very safe	Not applicable	Prefer not to answer
On-campus Count	1	5	51	439	18	3
Your accommodation Count	6	12	103	355	36	5
My workplace Count	3	11	84	282	133	4
Online environment/Social media platform Count	10	33	165	277	26	6
Public spaces (off-campus locations in the city) Count	11	56	230	207	9	4
Public transport (e.g. trains, bus stops) Count	13	40	198	247	15	4

106. Have you ever been discriminated against at any of the following locations?

	Never	Sometimes	Often	Always	Not applicable	Prefer not to answer
In the classroom Count	403	57	6	11	26	14
In an on-campus residence Count	348	33	8	4	114	10
Elsewhere on campus Count	374	83	13	7	28	12
At an off-campus residence Count	357	86	12	6	46	10
At my workplace Count	297	74	23	7	103	13
In the community (off-campus) Count	327	123	19	5	27	16
Online environment/Social media platform Count	364	68	20	10	46	9

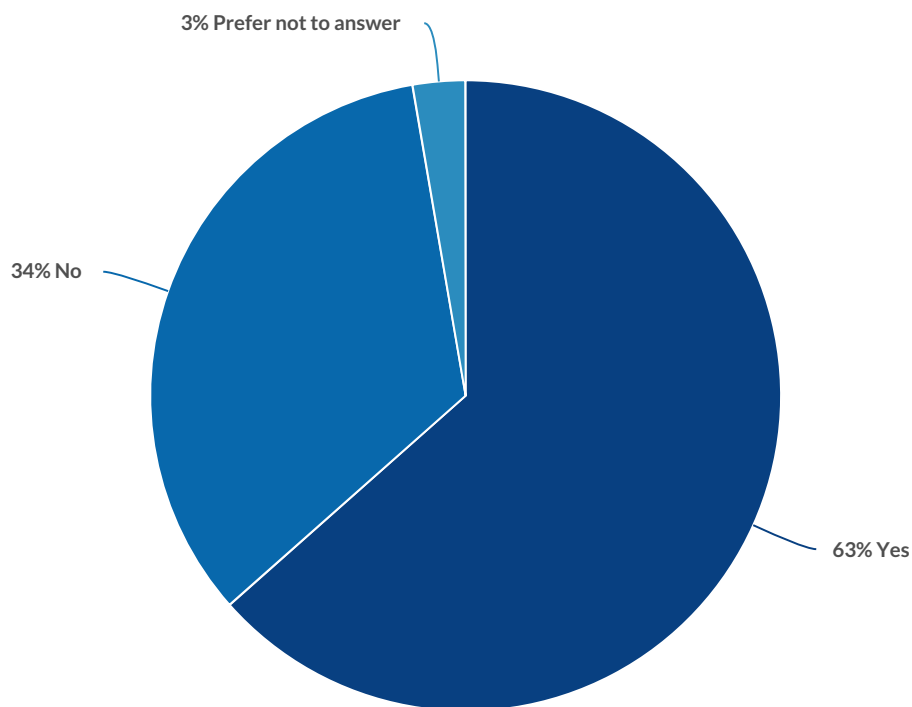
107. Have you ever been harassed at any of the following locations?

	Never	Sometimes	Often	Always	Not applicable	Prefer not to answer
In the classroom Count	456	27	7	4	14	9
In an on-campus residence Count	414	14	3	4	74	8
Elsewhere on campus Count	444	36	4	5	20	8
At an off-campus residence Count	440	31	8	3	26	9
At my workplace Count	374	37	15	5	76	10
In the community (off-campus) Count	419	60	9	4	18	7
Online environment/Social media platform Count	407	54	10	7	31	8

108. Please indicate your level of agreement with each of the following statements:

	Strongly disagree	Disagree	Unsure	Agree	Strongly agree	Prefer not to answer
If I experience or observe an act of discrimination or harassment at my institution or online, I know whom to contact to report the incident. Count	39	46	117	192	117	6
The process for reporting acts of discrimination or harassment at my institution is clear to me. Count	36	45	132	189	108	7
I am confident that the institution would take the necessary steps to address/resolve the issue. Count	20	15	102	207	165	8

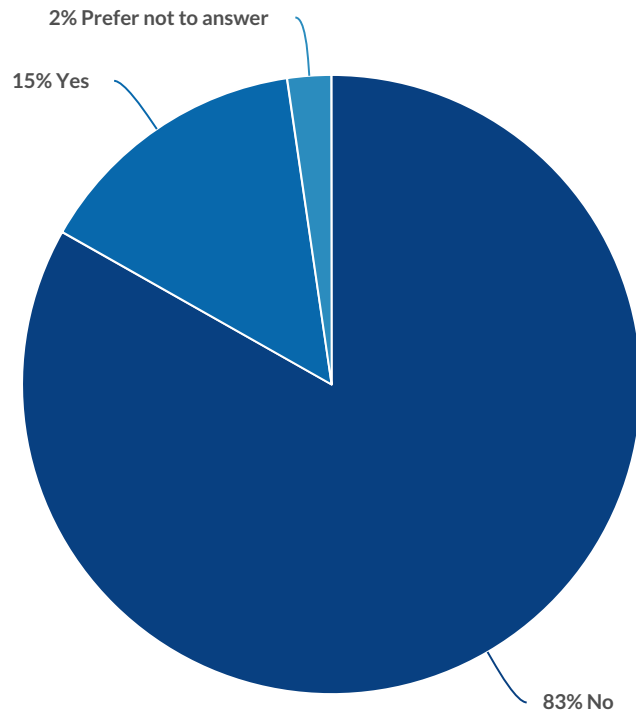
109. Are you currently working or have you previously worked in Canada during your studies?



Value	Percent	Responses
Yes	63.4%	328
No	33.8%	175
Prefer not to answer	2.7%	14

Totals: 517

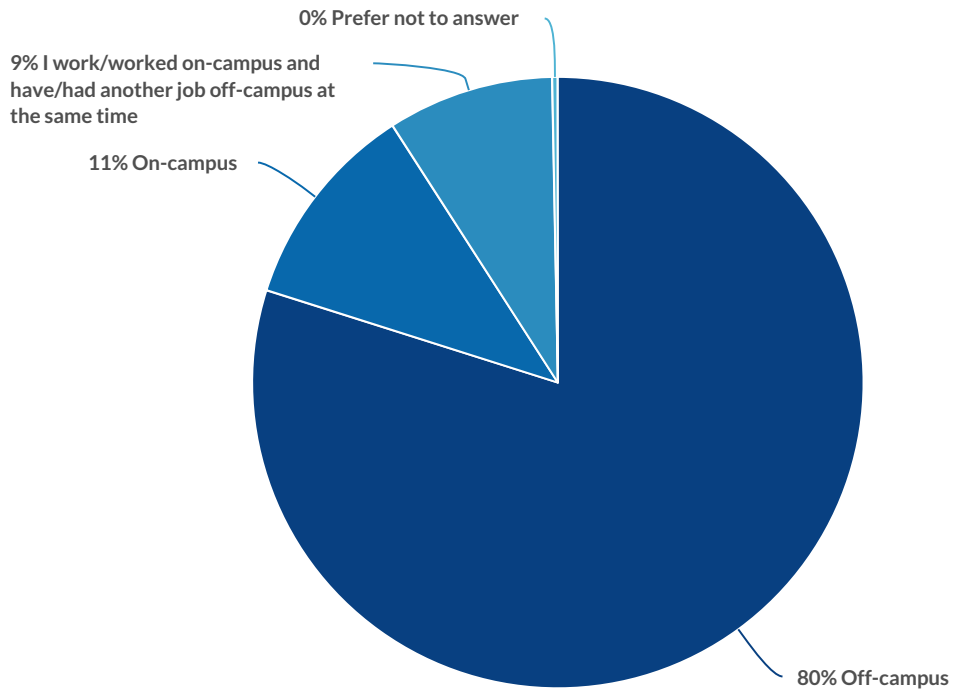
110. Are you currently working for more than one employer?



Value	Percent	Responses
No	83.2%	430
Yes	14.5%	75
Prefer not to answer	2.3%	12

Totals: 517

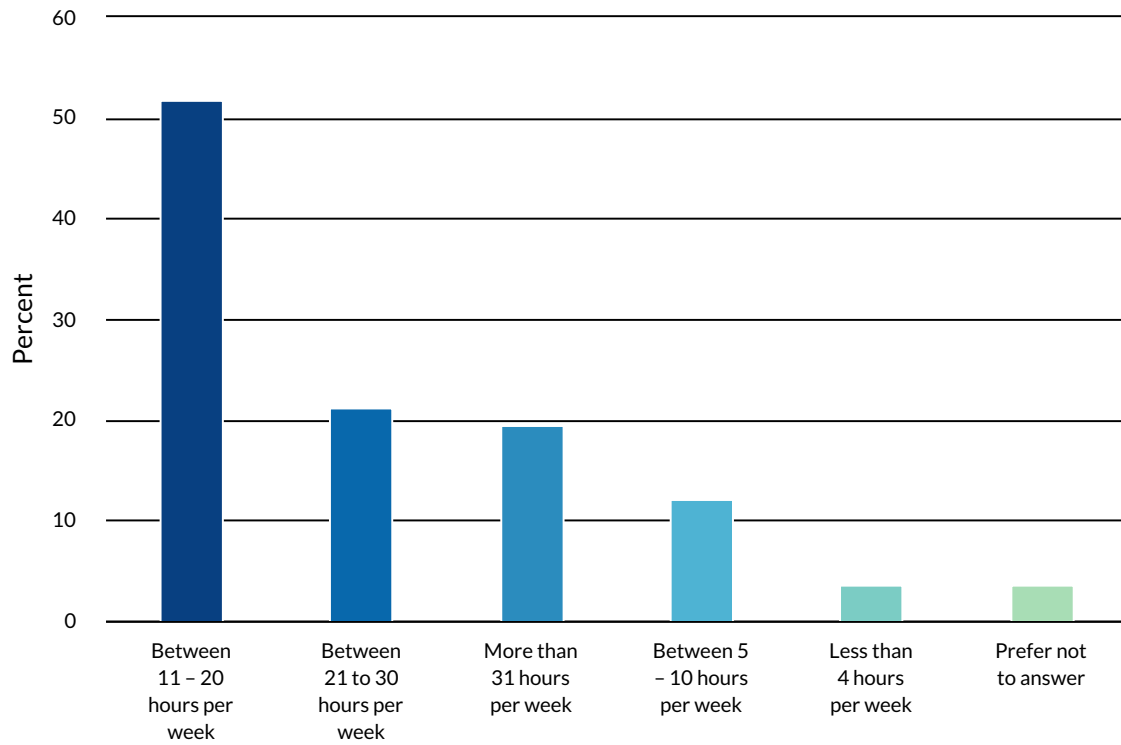
111. Is your current or most recent work on- or off-campus?



Value	Percent	Responses
Off-campus	79.9%	262
On-campus	11.0%	36
I work/worked on-campus and have/had another job off-campus at the same time	8.8%	29
Prefer not to answer	0.3%	1

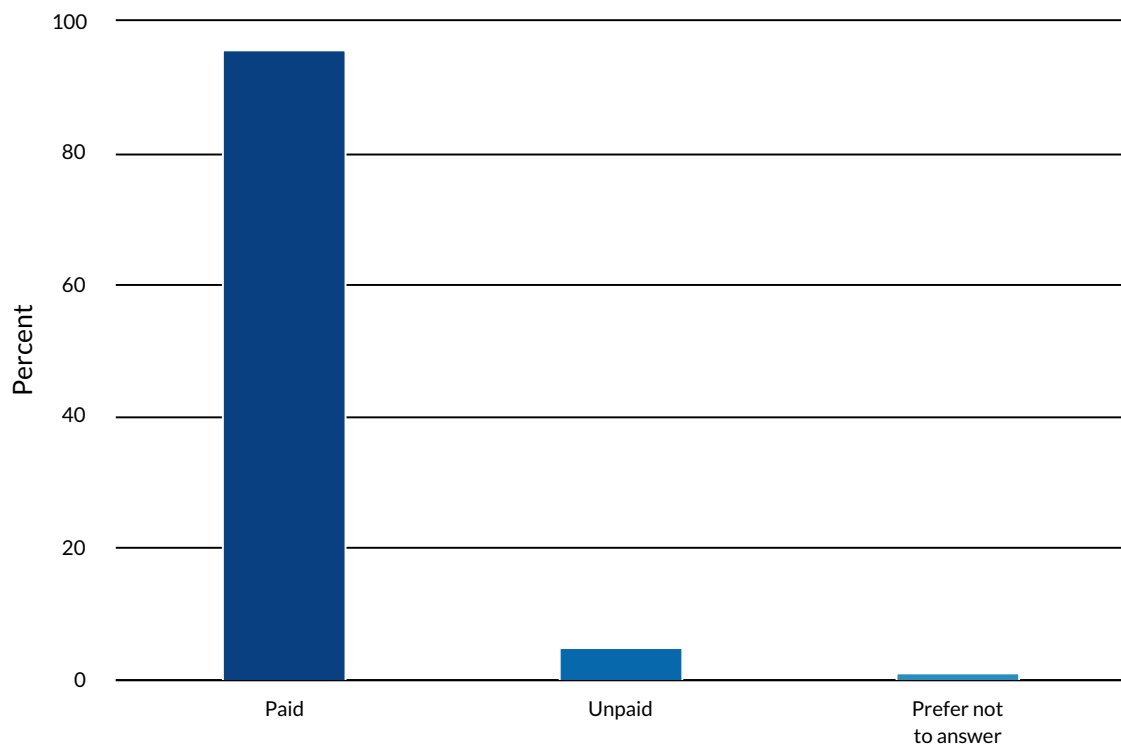
Totals: 328

112. How many hours per week do (or did) you work?



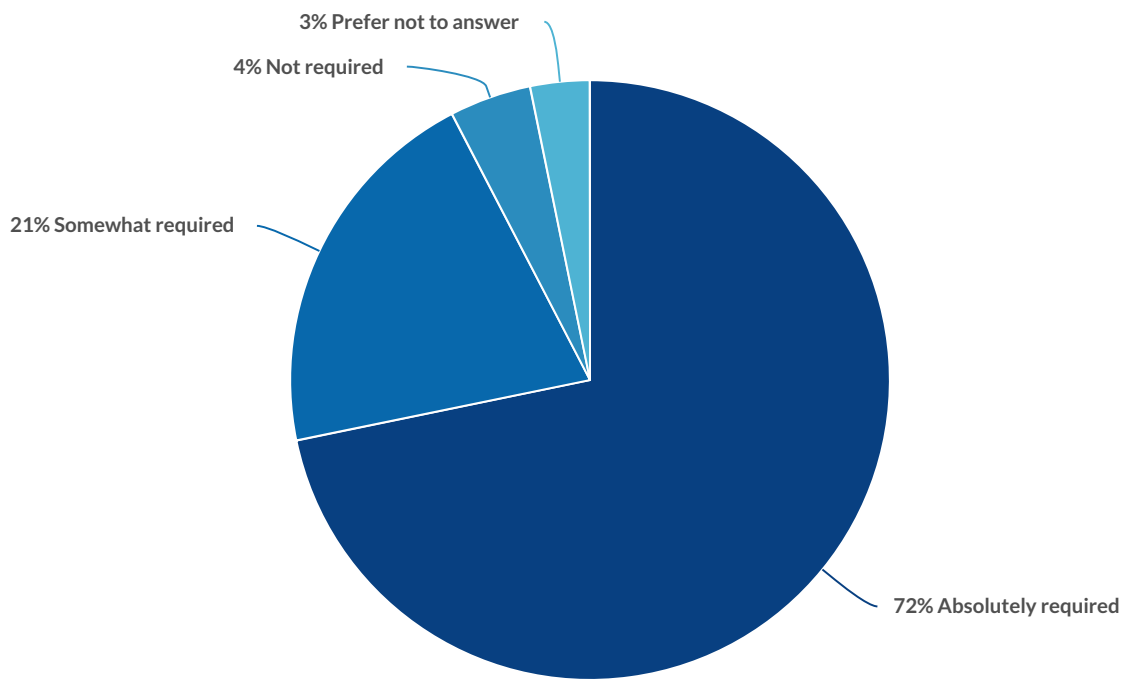
Value	Percent	Responses
Between 11 - 20 hours per week	51.8%	170
Between 21 to 30 hours per week	21.3%	70
More than 31 hours per week	19.5%	64
Between 5 - 10 hours per week	12.2%	40
Less than 4 hours per week	3.7%	12
Prefer not to answer	3.7%	12

113. Is your current or most recent work paid or unpaid?



Value	Percent	Responses
Paid	96.0%	315
Unpaid	4.9%	16
Prefer not to answer	1.2%	4

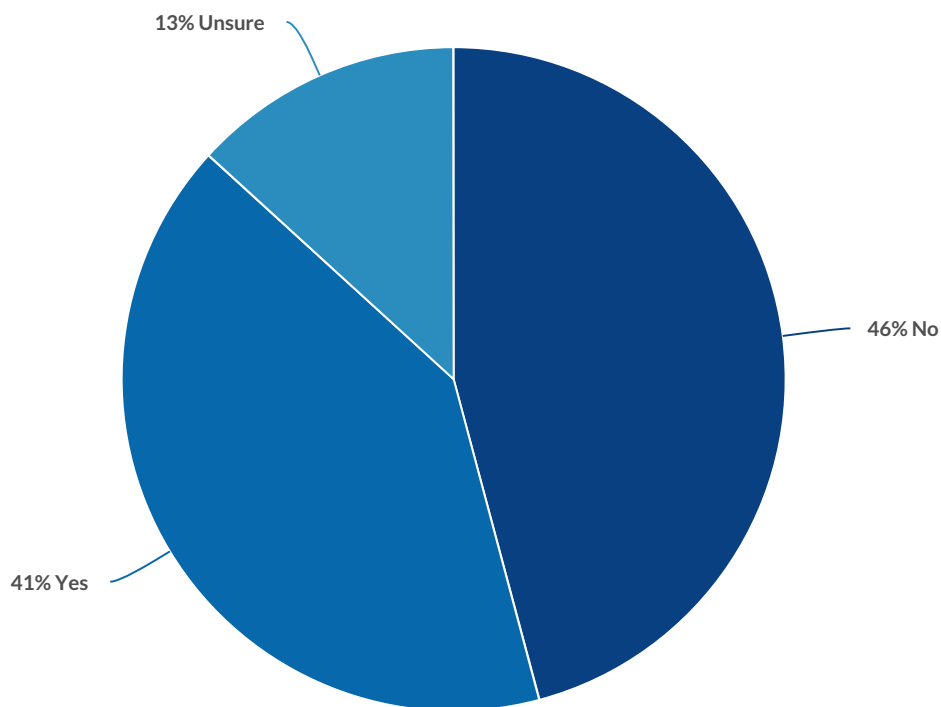
114. How important is (or was) the income from this work to support your studies and/or living expenses in Canada?



Value	Percent	Responses
Absolutely required	71.7%	226
Somewhat required	20.6%	65
Not required	4.4%	14
Prefer not to answer	3.2%	10

Totals: 315

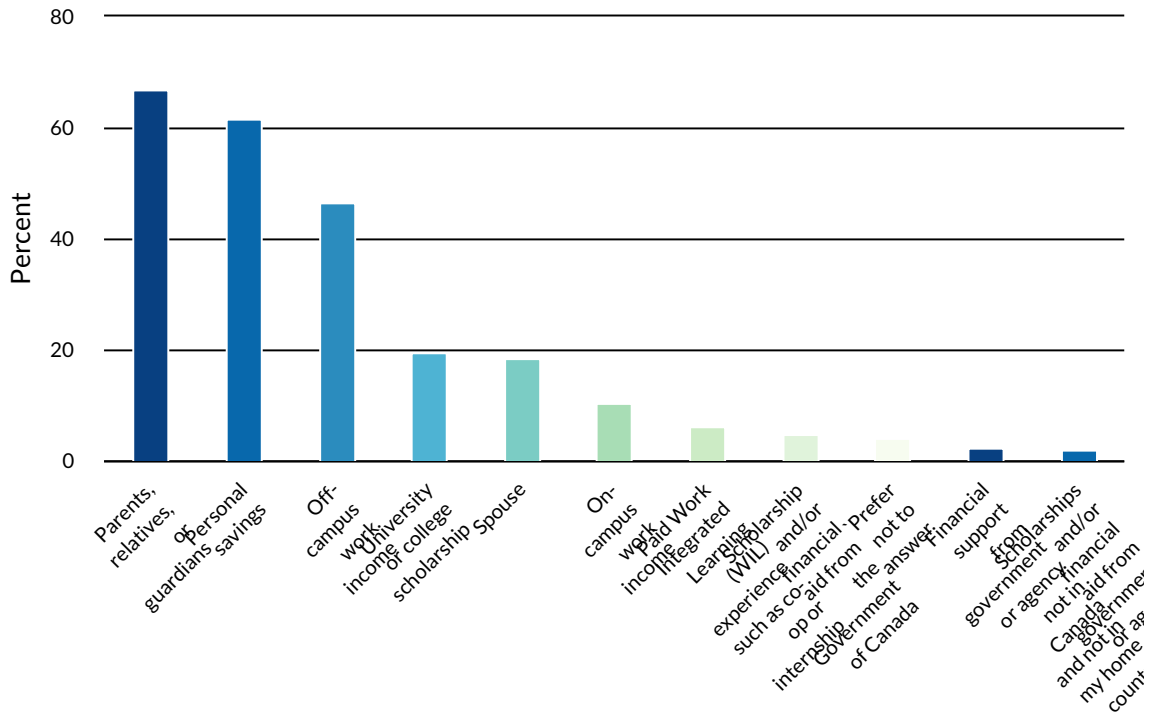
115. Is this current employment relevant to your career path and future employment aspirations?



Value	Percent	Responses
No	45.8%	149
Yes	40.9%	133
Unsure	13.2%	43

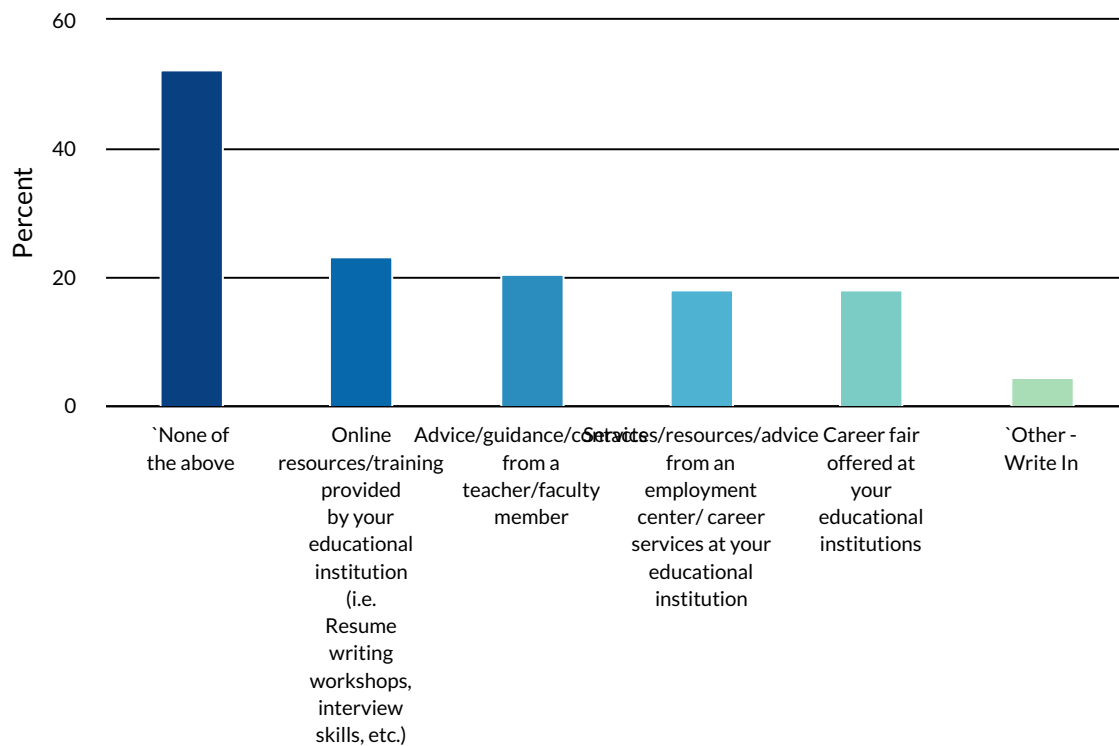
Totals: 325

116. Choose the TOP THREE financial supports that are helping to pay for your education.



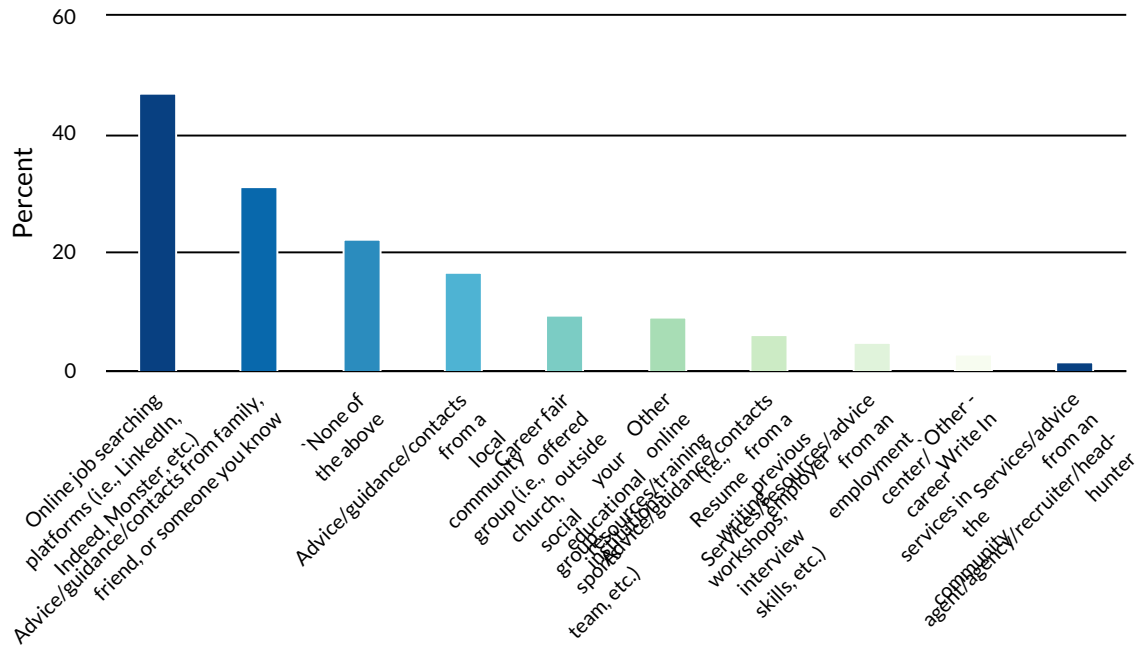
Value	Percent	Responses
Parents, relatives, or guardians	66.9%	346
Personal savings	61.7%	319
Off-campus work income	46.8%	242
University or college scholarship	19.5%	101
Spouse	18.6%	96
On-campus work income	10.6%	55
Paid Work Integrated Learning (WIL) experience such as co-op or internship	6.4%	33
Scholarship and/or financial aid from the Government of Canada	4.8%	25
`Prefer not to answer	4.1%	21
Financial support from government or agency not in Canada and not in my home country	2.3%	12
Scholarships and/or financial aid from government or agency in my home country	2.1%	11

117. Please identify the resources and/or services offered at your educational institution that helped you find your current or most recent employment.



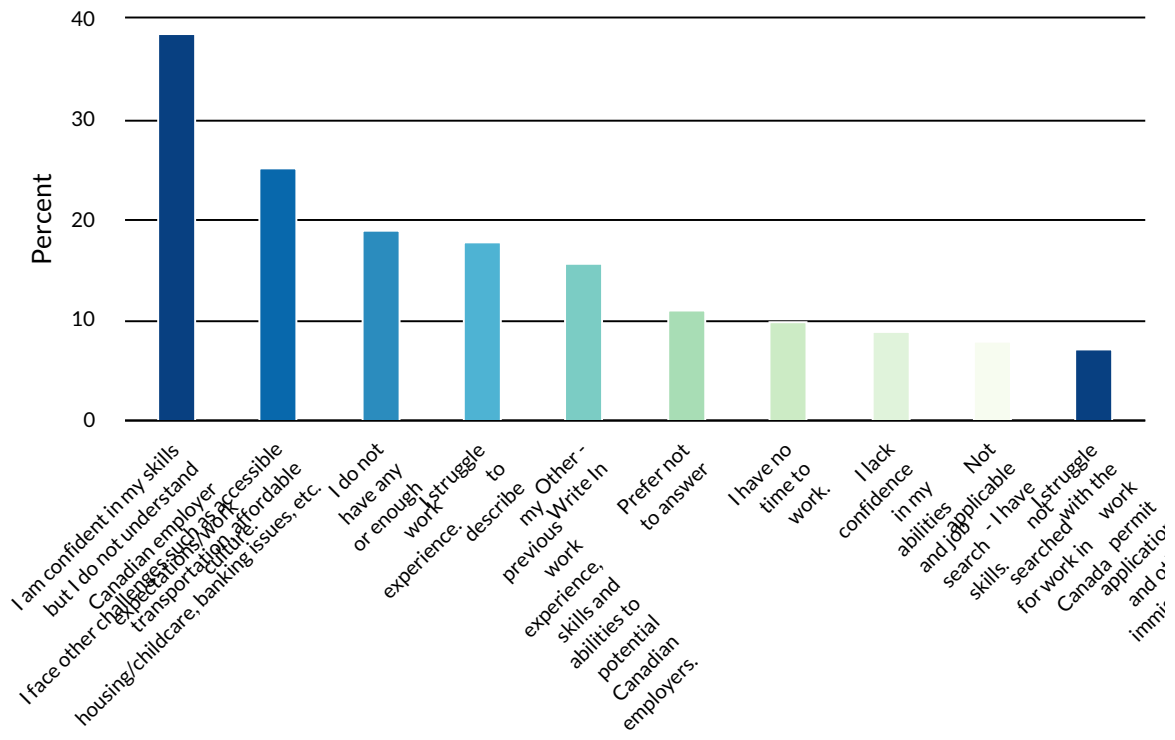
Value	Percent	Responses
'None of the above	52.4%	172
Online resources/training provided by your educational institution (i.e. Resume writing workshops, interview skills, etc.)	23.2%	76
Advice/guidance/contacts from a teacher/faculty member	20.7%	68
Services/resources/advice from an employment center/ career services at your educational institution	18.3%	60
Career fair offered at your educational institutions	18.3%	60
'Other - Write In	4.6%	15











118. Identify the resources/services outside your educational institution (i.e., external providers online and/or in the community) that helped you find your current or most recent employment.



Value	Percent	Responses
Online job searching platforms (i.e., LinkedIn, Indeed, Monster, etc.)	47.3%	155
Advice/guidance/contacts from family, friend, or someone you know	31.4%	103
None of the above	22.3%	73
Advice/guidance/contacts from a local community group (i.e., church, social group, sports team, etc.)	16.8%	55
Career fair offered outside your educational institutions	9.5%	31
Other online resources/training (i.e., Resume writing workshops, interview skills, etc.)	9.1%	30
Advice/guidance/contacts from a previous employer	6.4%	21
Services/resources/advice from an employment center/ career services in the community	4.9%	16
Other - Write In	3.0%	10
Services/advice from an agent/agency/recruiter/head-hunter	1.8%	6

119. Have you experienced any of the following challenges when searching for work in Canada?



Value	Percent	Responses
I am confident in my skills but I do not understand Canadian employer expectations/work culture.	38.7% 	200
I face other challenges such as accessible transportation, affordable housing/childcare, banking issues, etc.	25.3% 	131
I do not have any or enough work experience.	19.0% 	98
I struggle to describe my previous work experience, skills and abilities to potential Canadian employers.	17.8% 	92
Other - Write In	15.7% 	81
Prefer not to answer	11.0% 	57
I have no time to work.	9.9% 	51
I lack confidence in my abilities and job search skills.	8.9% 	46
Not applicable - I have not searched for work in Canada	7.9% 	41
I struggle with the work permit application and other immigration related issues.	7.2% 	37

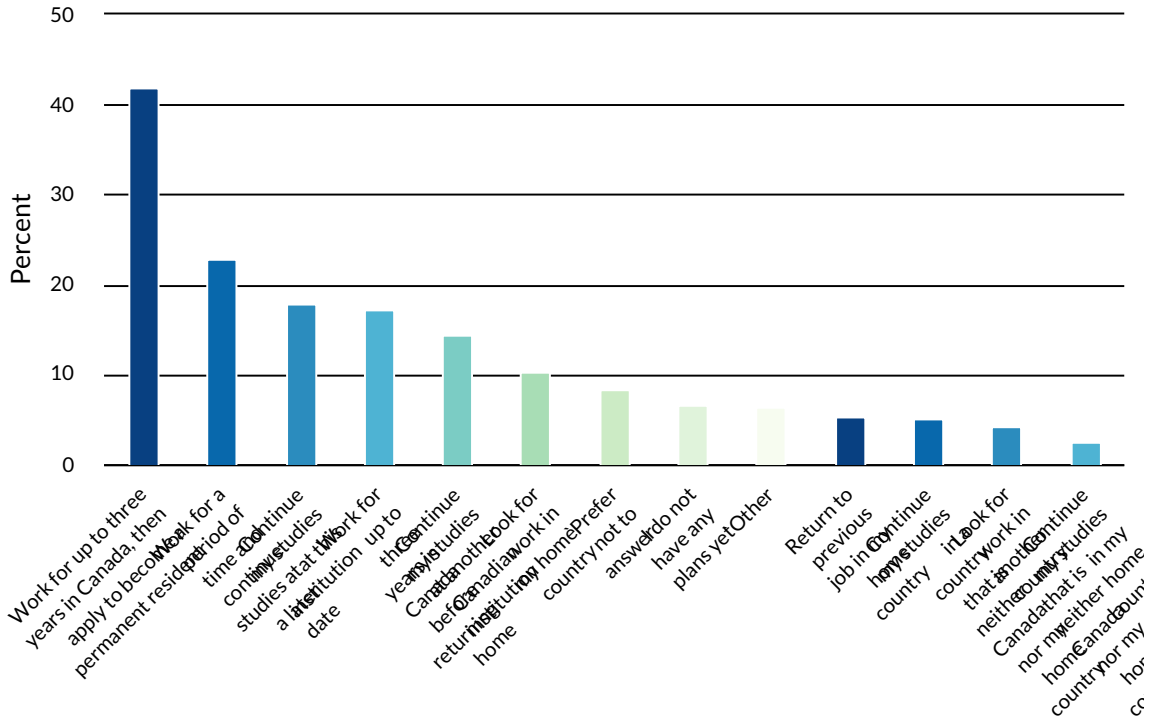
120. To what extent do you agree with the following statements:

	Strongly Disagree	Disagree	Undecided	Agree	Strongly Agree	Prefer not to answer
Canadian employers struggle to understand/appreciate the skills and abilities that I can bring to their organization, as an international student. Count	42	69	131	148	90	33
Canadian employers do not understand regulations for hiring international students Count	60	131	153	93	35	40
Canadian employers struggle with the work permit application and other immigration related issues. Count	40	96	195	87	35	58
Canadian employers lack confidence in international students Count	47	88	122	150	73	34

121. At this point in your academic studies, to what extent have you considered your career path? Answer each of the following statements:

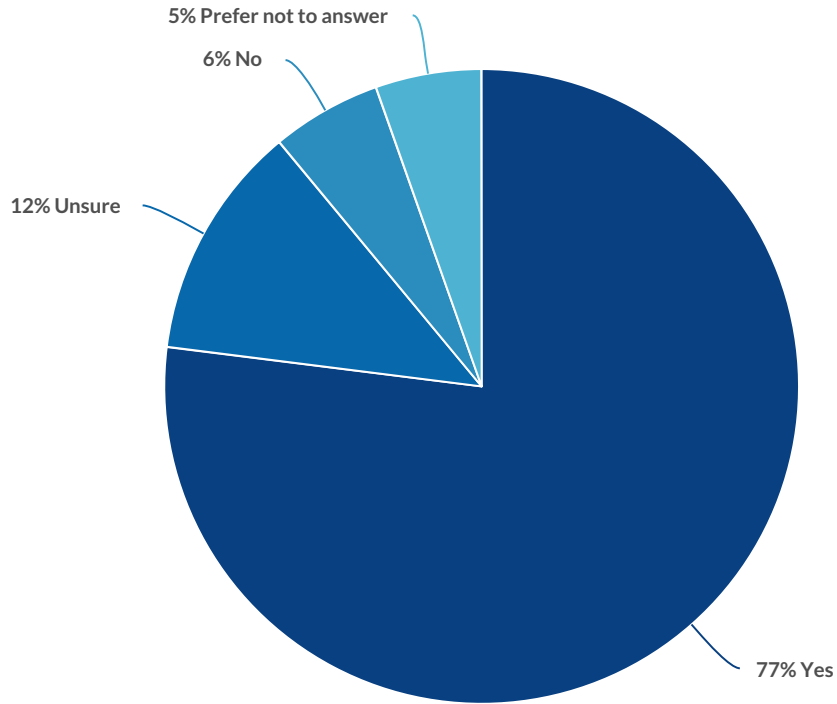
	Yes	No	Unsure
I have clear career goals Checks	437	15	69
My career goals are aligned with my academic studies Checks	460	12	45
I have a plan to achieve my career goals Checks	445	19	54
I understand the steps required to enhance my professional development Checks	420	25	71
I am considering becoming an entrepreneur in Canada Checks	188	158	186

122. What are your plans after you complete your current program of study?



Value	Percent	Responses
Work for up to three years in Canada, then apply to become a permanent resident	42.0%	217
Work for a period of time and continue studies at a later date	23.0%	119
Continue my studies at this institution	18.0%	93
Work for up to three years in Canada before returning home	17.4%	90
Continue my studies at another Canadian institution	14.5%	75
Look for work in my home country	10.4%	54
`Prefer not to answer	8.5%	44
I do not have any plans yet	6.8%	35
`Other	6.6%	34
Return to previous job in my home country	5.4%	28
Continue my studies in a country that is neither Canada nor my home country	5.2%	27
Look for work in another country that is neither Canada nor my home country	4.4%	23
Continue my studies in my home country	2.7%	14

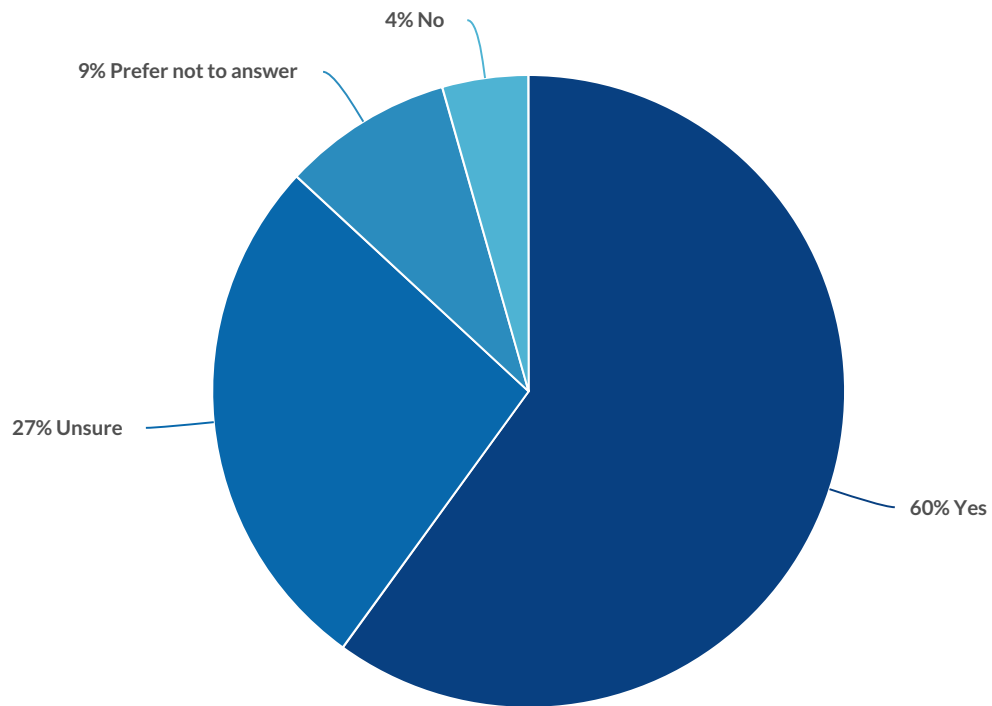
123. Do you plan to apply for a post-graduate work permit?



Value	Percent	Responses
Yes	77.0%	398
Unsure	12.0%	62
No	5.6%	29
Prefer not to answer	5.4%	28

Totals: 517

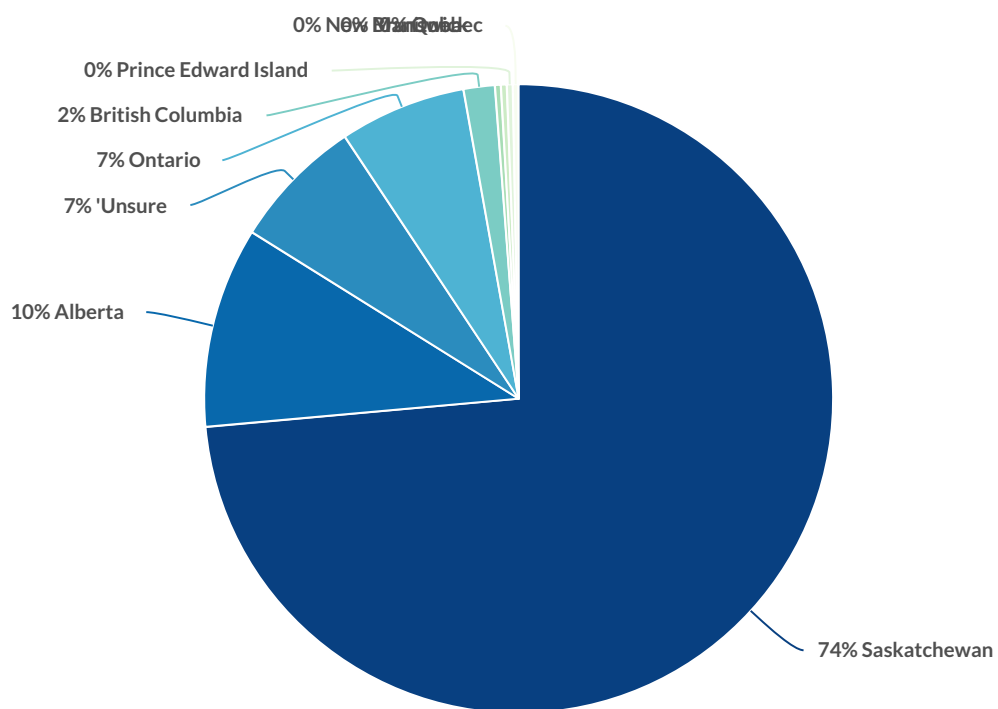
124. Do you plan to apply for Permanent Resident Status in Canada?



Value	Percent	Responses
Yes	60.0%	310
Unsure	26.9%	139
Prefer not to answer	8.7%	45
No	4.4%	23

Totals: 517

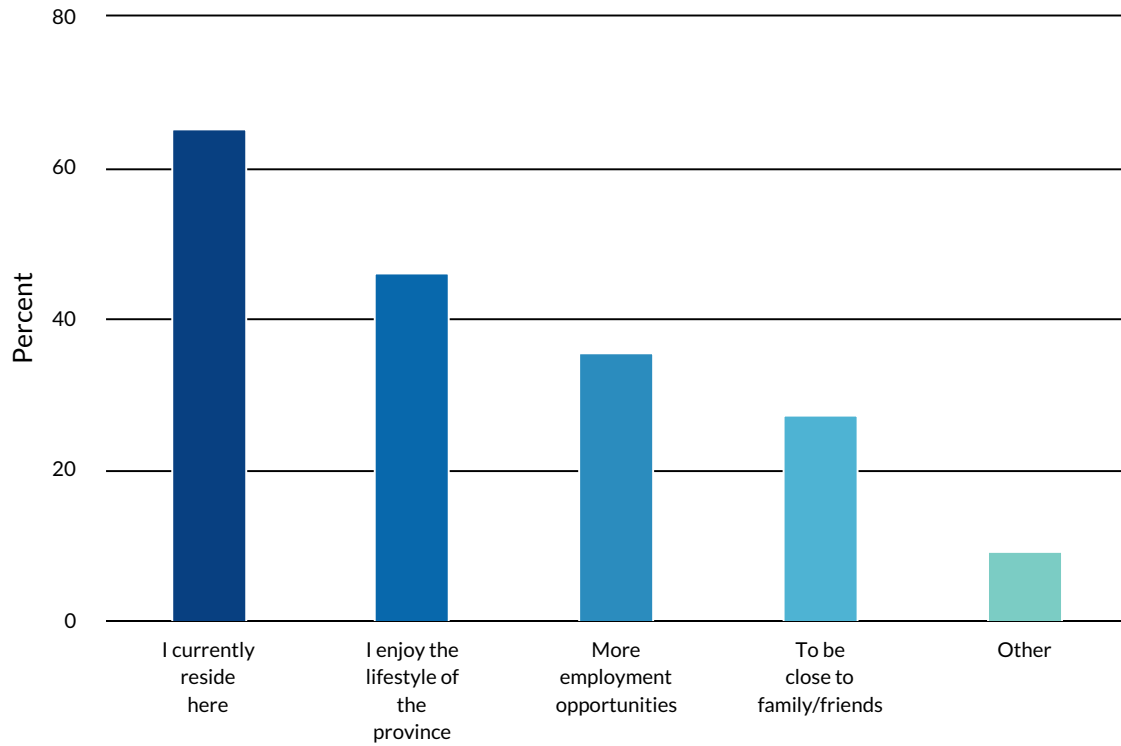
125. Which province or territory do you intend to live in once you obtain permanent resident status?



Value	Percent	Responses
Saskatchewan	73.5%	228
Alberta	10.3%	32
'Unsure	6.8%	21
Ontario	6.5%	20
British Columbia	1.6%	5
Manitoba	0.3%	1
New Brunswick	0.3%	1
Prince Edward Island	0.3%	1
Quebec	0.3%	1

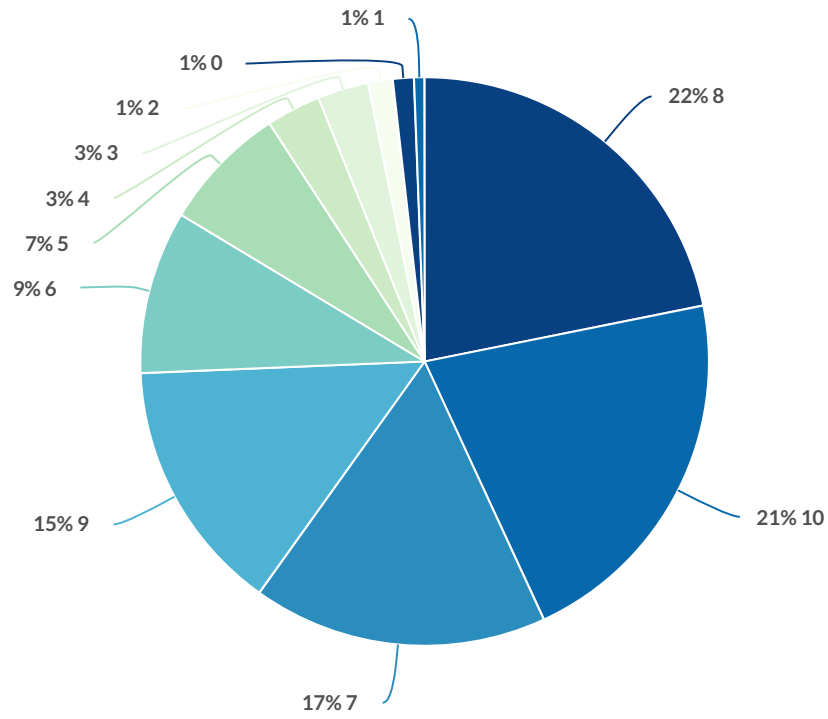
Totals: 310

126. What reasons do you have to live in the province or territory you selected?



Value	Percent	Responses
I currently reside here	65.2%	202
I enjoy the lifestyle of the province	46.1%	143
More employment opportunities	35.5%	110
To be close to family/friends	27.4%	85
Other	9.4%	29

127. Overall, how satisfied are you with your international education experience thus far?



Value	Percent	Responses
8	21.9%	113
10	21.3%	110
7	16.8%	87
9	14.5%	75
6	9.3%	48
5	7.2%	37
4	3.1%	16
3	2.9%	15
2	1.4%	7
0	1.2%	6
1	0.6%	3

Totals: 517

128. Would you recommend Canada as a study destination to other international students?

NPS Score: 26.1




Promoters		50.9%	263
Passives		24.4%	126
Detractors		24.8%	128

Totals: 517

129. Would you recommend your Canadian postsecondary institution to other international students?

NPS Score: 23.2



Promoters		50.7%	262
Passives		21.9%	113
Detractors		27.5%	142

Totals: 517