



How To Apply

**A step-by-step guide for applicants to the
Indigenous EdDoctorate Program**



<http://www.free-powerpoint-templates-design.com>

Minimum Application Requirements



1

Two years work experience in the field of education is preferred. ▶▶

2

Master's degree from a recognized college or university ▶▶

3

Overall GPA (average) of 70% or higher ▶▶

4

Supporting Documentation

- Three Reference Letters
 - One reference from relevant community members, Elders, or Old Ones
 - Two professional/academic reference letters
 - Letter of Intent
 - Current resume or Curriculum Vitae
 - University Transcripts
- ▶▶

Online Application Process: Getting Started

1

University of Regina Home Page

On the University of Regina homepage www.uregina.ca click on “APPLY” on the top right of the page.

APPLY

2

Graduate Students

Click on “APPLY NOW FOR ADMISSIONS” on the top right of the page.

APPLY NOW FOR ADMISSION >>

3

Apply Online

Create an account or log into existing account

WT5

Notes:

The online application system works best in Mozilla Firefox
The online portal will automatically log you out after 30 minutes.
Please save frequently.



Slide 3

WT5

Wendy Tower, 2023-11-21

Current User


Login ID is your nine-digit
U of R Student ID Number.
PIN is your six-digit
U of R Self-service PIN.



New User

If you don't remember/have a U of R
SID then click on "[First time user
account creation](#)"

Create a login ID (Can be anything)
Create your own PIN (maximum length:
20 digits).



**Write down your
Login ID and PIN!**

Application Process

Application level

Select "Graduate" from the Application Level.



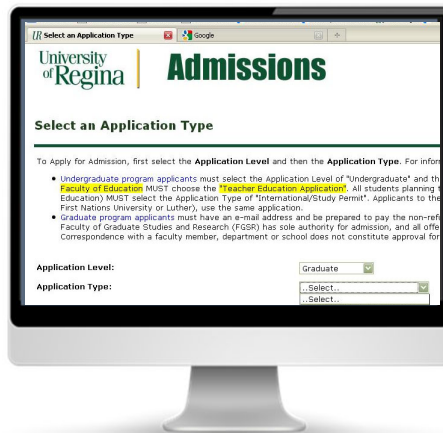
Application Type

Choose Canadian Citizen/
Permanent Resident



New Application

Once inside the Online Application, click on "New" to begin your application.




Continue

Press Continue



Apply for Admissions

 In the **Admission Term** field, select the year and semester (term) in which you wish to begin your planned program of study. In the **First, Middle and Last Name** fields enter your full legal name. *Please use proper case and do not use initials.*

* - indicates a required field.

Application Type:

Graduate Cdn/Perm Resident

Admission Term:*

2024 Spring/Summer ▼

First Name:*

First Name

Middle Name:

Last Name:*

Last Name

Fill Out Application



EdD students will be starting in July 2024
Please choose 2024 Spring/Summer
Then click "Fill Out Application"

Application Checklist




There are 12 sections in the Application Checklist. After entering any, or all, data in a section, a checkmark will appear next to that section. When you have provided all necessary information, click “Application is Complete”. You will then be directed to the **Application Fee Payment** page.








Incomplete applications may be updated at a later time. If you wish to complete your application later, click “Finish Later”.

At that time you can login using your Login ID and PIN.

Application Checklist

 This is a checklist of the required application sections. After entering any, or all, data in a section, a checkmark will appear next to that section. After you have provided all necessary information, click Application is Complete. You will then be directed to the **Application Fee Payment** page.

Incomplete applications may be updated at a later time. If you wish to complete your application later, click Finish Later. At that time you can login using your Login ID and PIN.

- | | |
|--|--|
|  Name |  Planned Program of Study |
|  Address and Telephone |  Previous College or University |
|  Personal Information |  Test Scores |
|  Additional Telephone & Email |  Confidential Recommendation |
|  Citizenship and First Language |  Attach Supporting Documents |
|  Proxy/Educational Consultant |  Declaration/Signature |

Please email us if you have any questions.



Navigating the Checklist

Click “Checklist” to return to the Application Checklist screen.

Click “Continue” to move to the next item on the Checklist.

Click “Finish Later” to return to the Application Menu.

You can return to the Checklist without saving changes by clicking “Return to Checklist without saving changes” at the bottom of the screen.



Entering your First, Middle, and Last Name in the Apply for Admissions screen:



Current User

Your name will automatically fill in on the screen. If your legal name has changed (e.g. marriage, divorce, etc.) since your last attendance, please do not try to change it here, instead submit a paper [Name Change form](#)



New User

Please enter your legal first, middle, and last name (family, surname) into the appropriate fields.

Do not use initials in place of any part of your name.

If you were a previous U of R student please use the name you used during your last attendance.

1 - Name



Enter your full legal name **(using proper case and no initials)**. If your last name is hyphenated do not place space between the text and hyphens (e.g. Smith-Jones). Use upper and lower case letters as required (e.g. Smith, Mac Donald, von Trapp).



Please enter a previous/maiden name which might be on any associated documents the University receives. This will assist in the matching of required documents to complete your application.



Enter a prefix (Mr., Ms, Miss, Mrs., etc)

Name (Checklist item 1 of 12)

Enter your full legal name **(using proper case and no initials)**. Please enter a previous/maiden last name which might be on any associated documents. For more information regarding the correct entry of Name information, please [refer to the HELP link](#), above.

* - indicates a required field.

Legal Last Name (Title case only; e.g., Smith):*

Legal First Name (Title case only; e.g., Jane):*

Legal Second/Middle Name:

Prefix (Mr., Ms., Miss, Mrs., Other):*

Previous/Maiden Name (if applicable):

Preferred Name (if different than First):

2 – Address and Telephone



The U of R will mail important information to your mailing address. Please ensure your address is up-to-date and accurate!



Do not include the “#” symbol in either street addresses or post office boxes, for example:
3C-1234 9TH ST NW
or PO BOX 141



If you move, please notify the FGSR Office by e-mail (grad.studies@uregina.ca).

Address and Telephone (Checklist item 2 of 12)

Please enter your residential mailing address and telephone number. All correspondence from the University will be mailed to this address. During the application process, you will be contacted by phone and email.

- Undergraduate Applicants: Notify the Undergraduate Admissions Office by e-mail (admissions@uregina.ca).
- Graduate Applicants: Notify the Faculty of Graduate Studies and Research by e-mail (grad.studies@uregina.ca).

* - indicates a required field.

Mailing Address

Street Line 1:*	123 Main Street
Street Line 2:	
Street Line 3:	
City/Town:*	Regina
Province/State: (If not known, select 'Unknown'):	Saskatchewan
Postal/Zip Code:*	S4S 0A2
Country:*	Canada
Home Telephone Number: (AreaCode)-(Telephone) (xxxxxx)-(xxxxxxxxxx) (xxxxxxxxxx extension):	306 - 585 4502

3 – Personal Information

Gender & Date of birth

Gender:

Answer accordingly:
Male, Female or No Response

Date of Birth:

To create student accounts at the University of Regina, we require your Date of Birth (this is used to distinguish you from someone with the same or similar name).

Citizenship


Citizenship

Indicate your citizenship status in Canada.


Aboriginal Ancestry

Affiliation

Provision of this information is optional. Aboriginal ancestry information is used by the University to gain a better understanding of its student body and for statistical reporting.



Personal Information (Checklist item 3 of 12)

 Enter your Personal Information on this page. Please refer to the [HELP link above](#), for additional information, if necessary.

* - indicates a required field.

Gender: Male Female No Response

Date of Birth:* Month Day Year (YYYY)

Citizenship Status in Canada:*

Do you currently reside in Canada?:* Yes No

Canadian Aboriginal Ancestry and Affiliation:*

Canadian Band Name (if applicable):

3 – Personal Information (cont'd)

Email

Correspondence

This address will be used for ALL correspondence during the admission process.
(Upon admission all students are assigned an official URegina student e-mail address)

UofR Employee & Conflict of Interest

Employee:

Choose yes or no

Conflict of Interest:

Full time University of Regina employees must submit [the Faculty of Graduate Studies Conflict of Interest Declaration](#) for Members of the University Staff as Candidates for Graduate Programs

The screenshot shows a web form with the following fields and text:

- Email:** A text input field containing "Jane.Smith@email.ca".
- Verify e-mail address:** A text input field containing "Jane.Smith@email.ca".
- Are you a previous student of the University of Regina? If so, provide your Student ID number.** A text input field containing "200-xxx-xxx".
- Are you a full-time employee of the University of Regina?** Radio buttons for "Yes", "No", and "No Response". The "No Response" option is selected.
- If yes, specify the nature of your employment, and submit a signed Conflict of Interest form.** A large text area for providing details.
- CONFLICT OF INTEREST:** A paragraph of text stating: "Full-time employees of the University of Regina must sign a conflict of interest form. All applicants must review the Faculty of Graduate Studies and Research (FGSR) Conflict of Interest Statement and confirm that they are not aware of an actual or perceived Conflict of Interest. NOTE: It is the responsibility of the student to notify FGSR should you become a full-time employee of the University while enrolled in a graduate program."
- Buttons:** "Checklist" and "Continue".



4 – Additional Phone & E-mail



Enter your cell phone number



Enter your work/business phone number



Enter an alternate e-mail address

Additional Telephone & Email (Checklist item 4 of 12)

Enter additional business and cellular telephone numbers and include area codes. Do not use any spaces or hyphens. Additional email addresses may also be entered.

* - indicates a required field.

Cell Phone Number: -

International Access Number:

Business Phone Number: -

International Access Number:

E-mail 1:

E-mail 2:



5 – Citizenship & First Language

If your first language is not English you are required to demonstrate English Language Proficiency in

ONE of three ways:

1. Provide results from a recognized test

OR

2. Have obtained a degree from an institution where the language of instruction was English

OR


3. Successfully complete ESL 050 at the University of Regina

Select your
country of
citizenship

Select your
country of
birth

Select your
first
language

Citizenship and First Language (Checklist item 5 of 12)

 Please enter your Citizenship information.

* - indicates a required field.

Country of Citizenship:*

Canada ▼

Country of Birth:*

Canada ▼

First Language:*

English ▼




6 - Proxy/Educational Consultant

A proxy is another person (e.g. family member, friend, or educational consultant) whom you have authorised to access your application on your behalf.

If you don't want anyone else to be able to access your application on your behalf select "None" from the Proxy Type drop down menu, check "No" for the Educational Consultant, type "None" in the business/company name field, and click "Continue". If you want family member, friend, or educational consultant to be able to access your application then enter their name and, if necessary, company information into the fields provided.

Be advised: All information added to your application by a proxy is treated as though you entered it yourself – **it is binding!**

Proxy/Educational Consultant (Checklist item 6 of 12)

 If provided, a proxy designate will have the authority to request information, on your behalf, on the status of your application.

- If you do **NOT** wish to designate a Proxy, click Continue to navigate to the next section.
- If you wish to designate a Proxy, please enter that information. Submitting this information indicates you have granted authority to that person to request information regarding the status of your application.

* - indicates a required field.

Proxy Type:

Last Name:

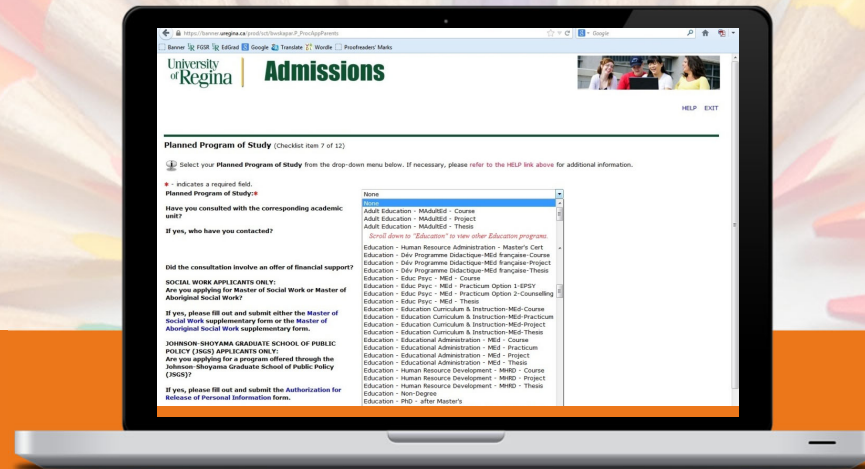
First Name:

Are you working with an Educational Consultant (Agent)?* Yes No

If yes, please provide their business/company name.

Please be advised that any information provided in this application by an Educational Consultant is binding. You are strongly advised to check any information submitted by the Educational Consultant.

7 – Planned Program of Study



Please choose the program:

Education – Indigenous Education-EdDoctorate-Thesis

7 – Planned Program of Study (cont'd)


Consultation

Consultation with the academic unit: If you attended an information session hosted by the University of Regina you may check “Yes” and type the name of the University representative(s) into the contact field. If you have not attended an information session hosted by the University of Regina and if you have any questions about your application, please e-mail edgrad@uregina.ca or phone: 306-585-4502.

Financial Support

The Faculty of Education does not offer financial support. Applicants are encouraged to apply for [scholarships or awards](#).

Planned Program of Study (Checklist item 7 of 12)

 Select your **Planned Program of Study** from the drop-down menu below. If necessary, please [refer to the HELP link above](#) for additional information.

* - indicates a required field.

Planned Program of Study: Education – Indigenous Education-EdDoctorate-Thesis

Have you consulted with the corresponding academic unit? Yes No No Response

If yes, who have you contacted?

Did the consultation involve an offer of financial support? Yes No No Response

Remaining Questions

Please leave the remaining questions as “No Response” as these questions do not apply to the EdDoctorate program.



7 – Planned Program of Study (cont'd)

Remaining Questions

Please leave the remaining questions as “No Response” as these questions do not apply to the EdDoctorate program.

Please ignore these questions.

SOCIAL WORK APPLICANTS ONLY: Yes No No Response
Are you applying for Master of Social Work or Master of Indigenous Social Work?
If yes, please fill out and submit either the [Master of Social Work](#) supplementary form or the [Master of Indigenous Social Work](#) supplementary form.

JOHNSON-SHOYAMA GRADUATE SCHOOL OF PUBLIC POLICY (JSGS) APPLICANTS ONLY: Yes No No Response
Are you applying for a program offered through the Johnson-Shoyama Graduate School of Public Policy (JSGS)?
If yes, please fill out and submit the [Authorization for Release of Personal Information](#) form.

MASTER OF NURSING APPLICANTS ONLY: Yes No No Response
Are you applying for the Master of Nursing?
If yes, please fill out and submit the [Authorizatoin for Release of Personal Information](#) form.

EDUCATION APPLICANTS ONLY:
Are you applying to a Community-Based Master of Education degree in Teaching, Learning, & Leadership in Prince Albert or La Ronge? Please note: Community-Based programs are not available every year. Contact Ed.grad.programs@uregina.ca for details.

If Yes, in which community will you attend courses?



8 – Previous College or University

EVERY post-secondary education

You must provide information for EVERY post-secondary education you have ever attended, regardless of whether or not you completed your studies.

Example 1:

You obtained your degree from the University of Alberta, but one year of your degree was as a visiting student at Université Laval: make one entry for the University of Alberta and then another entry for Université Laval

Example 2:

You obtained your degree from the University of Saskatchewan, and then several years later took a class or two from Athabasca University for professional development: make one entry for the University of Saskatchewan and then another entry for Athabasca University.

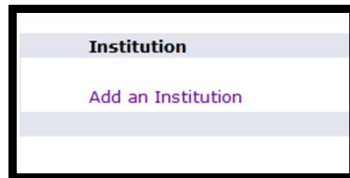
Example 3:

You went to SIAST before you obtained your degree from the University of Saskatchewan: make one entry for SIAST and then another entry for the University of Saskatchewan.

Previous College or University (Checklist item 8 of 12)		
Applicants must provide information regarding attendance at ALL post-secondary institutions. Failure to disclose this information may lead to cancellation of your application.		
To enter your previous college/university information, click Add an Institution to locate the college or university you have previously attended. If you are unable to locate your College Code, enter the full college name and associated information in the fields provided.		
If you have previously attended more than one College/University, add all the institutions.		
WES ICAP is required for some graduate programs. Refer to the Future Students page on the Graduate Studies website.		
Institution	Degree	Degree Date
Add an Institution		

8 – Previous College or University (cont'd)

1. Click “Add an Institution”



A screenshot of a table with a header row labeled "Institution". Below the header, there is a button labeled "Add an Institution".

2. Search for your previous institution

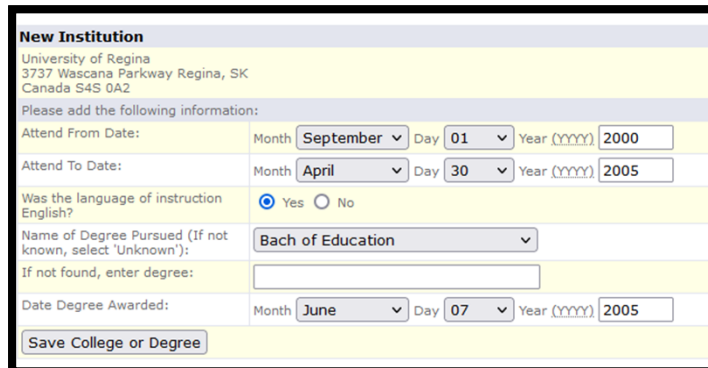
Find your institution and click on the code. If your previous institution does not show up in the search, you can manually enter the institution details.



A screenshot of a search results page. At the top, there is a search bar containing "University of Regina" and a "Search" button. Below the search bar, there is a table with the following columns: Code, Institution, City, and Country. The table contains one row with the following data: Code: SK0456, Institution: University of Regina, 3737 Wascana Parkway, City: Regina, Country: Canada. Below the table, there is a note: "If your institution is not listed, please try another keyword. For Indian institutions, search for Institutions to which your college is affiliated. Click here to manually enter an institution."

3. Add your details

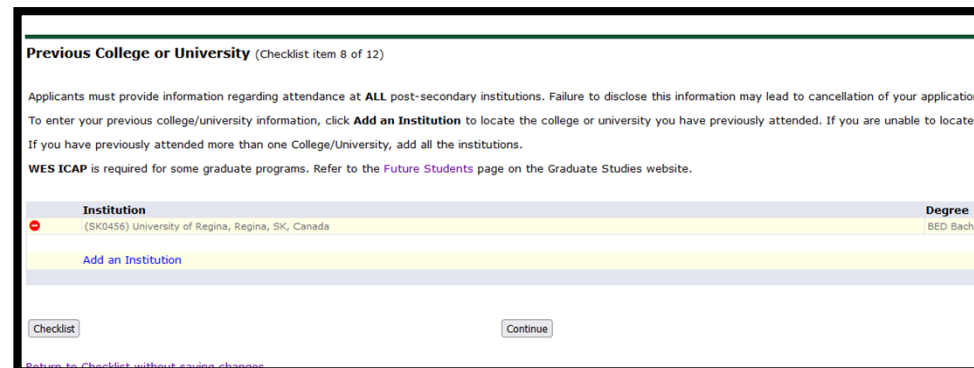
Fill in the information about your previous institution. Dates you attended, language of instruction, Degree pursued, Date your degree was awarded, etc. Click “Save College or Degree



A screenshot of the "New Institution" form. The form is titled "New Institution" and contains the following information: University of Regina, 3737 Wascana Parkway Regina, SK, Canada S4S 0A2. Below this, there is a section titled "Please add the following information:". The form contains the following fields: Attend From Date: Month (September), Day (01), Year (YYYY) (2000); Attend To Date: Month (April), Day (30), Year (YYYY) (2005); Was the language of instruction English? (Yes selected, No unselected); Name of Degree Pursued (If not known, select 'Unknown'): (Bach of Education); If not found, enter degree: (empty field); Date Degree Awarded: Month (June), Day (07), Year (YYYY) (2005). At the bottom of the form, there is a "Save College or Degree" button.

4. Repeat this process (if needed)

You must provide information for EVERY post-secondary education you have ever attended, regardless of whether or not you completed your studies.



A screenshot of the "Previous College or University" checklist. The checklist is titled "Previous College or University (Checklist item 8 of 12)". Below the title, there is a paragraph of text: "Applicants must provide information regarding attendance at ALL post-secondary institutions. Failure to disclose this information may lead to cancellation of your application. To enter your previous college/university information, click Add an Institution to locate the college or university you have previously attended. If you are unable to locate If you have previously attended more than one College/University, add all the institutions. WES ICAP is required for some graduate programs. Refer to the Future Students page on the Graduate Studies website." Below this text, there is a table with the following columns: Institution and Degree. The table contains one row with the following data: Institution: (SK0456) University of Regina, Regina, SK, Canada; Degree: BED Bach. Below the table, there is an "Add an Institution" button. At the bottom of the form, there are "Checklist" and "Continue" buttons.

9 – Test Scores

If English is not your first language, you must submit proof of English proficiency in the form of a recognized test, unless you attended a university recognized by the University of Regina and where the language of instruction was English.

Note: The test scores listed are minimum requirements. Your test will not be accepted if any one of the bands is lower than the posted minimum.

For more information about how to meet the English Language Requirements: <https://www.uregina.ca/gradstudies/future-students/Eligibility/International/english-requirements.html>

The Faculty of Education does NOT require applicants to take the GRE or any other college entrance test.

If you have no results to report, click “Continue”

Test Scores (Checklist item 9 of 12)

Enter the results of any college entrance or English proficiency tests you have taken. These will be considered unofficial scores.

Graduate applicants Please have your official test score results mailed to: Faculty of Graduate Studies and Research, North Residence (NR 110.2), University of Regina, Regina, SK Canada S4S 0A2.

Test	Score	Date Taken
1. None		Month None Year (YYYY)
2. None		Month None Year (YYYY)
3. None		Month None Year (YYYY)
4. None		Month None Year (YYYY)
5. None		Month None Year (YYYY)

Checklist Continue Finish Later

[Return to Checklist without saving changes](#)

10 – Confidential Recommendation

References from current University of Regina students will **NOT** be accepted

1

Three Referees

Provide the names and e-mail addresses of three referees:

- One reference letter from relevant community members, Elders, or Old Ones
- Two Professional/Academic letters of reference

2

Official E-mail address

Official institution-issued e-mail addresses are required. Hotmail, Yahoo, Gmail, or other free e-mail accounts are unofficial and not acceptable. The secure link will not be sent to any of these email addresses

3

Contacting Referees

After completing and submitting your application, an email will be sent to your referees, to the official email addresses you have provided, with a secure link to an online reference form that they need to complete. It is important that once you submit your application you notify your referees they should be expecting the emailed link.

4

No Institutional email

If your referee does not have an institutional email address they will need to complete the [reference form](#) and mail it directly to the FGSR office. Please note, mailed reference letters must be in a sealed envelope with the referee's signature across the seal to be deemed official.

Faculty of Graduate Studies and Research
Centre for Kinesiology, Health & Sport
Floor 2A, Room 227, 3925 Goldenrod Loop
University of Regina
Regina, SK S4S 0A2




10 – Confidential Recommendation

Enter the full name and official email of your referees

Additional Information

Confidential Recommendation (Checklist item 10 of 12)

 Please enter the names and **official institution-issued e-mail** addresses only for two persons (academics or employers) who can critically assess your ability to do research work and complete advanced courses.

After completing and submitting your application, an email will be sent to your referees, to the official email addresses you have provided, with a secure link to an online reference form to be completed. Hotmail, Yahoo, Gmail, MSN or other free e-mail accounts are unofficial and not acceptable. The secure link will not be sent to any of these email addresses.

First Referee's Name:
(Last/Family Name, First Name)*

First Referee E-Mail Address:
(Official Institution or Organisation-issued email address ONLY)*

Second Referee's Name:
(Last/Family Name, First Name)*

Second Referee E-Mail Address:
(Official Institution or Organisation-issued email address ONLY)*

Third Referee's Name:
(Last/Family Name, First Name)*

Third Referee E-Mail Address:
(Official Institution or Organisation-issued email address ONLY)*





11 – Attached Supporting Documents

You will now attached PDF documents of your previous transcripts, resume, letter of intent, and test scores (if applicable)



Attach Supporting Documents (Checklist item 11 of 12)

 Click on the  sign to attach the relevant documents. **Only PDF documents are accepted.***

* Please note, symbols (e.g., /, ", -, &, ') within file names are not recognized and may cause an upload error. In addition, file names may not exceed 50 characters.

For applicants to areas that require WES, note that WES ICAP course-by-course evaluation is what is required to complete your application before it can be reviewed.

Please see our website: <https://www.uregina.ca/gradstudies/future-students/Documentation/index.html> for more on this.

Requirement	Received	Description
College Final Transcript U of Regina	 Attach	Attach copies of your transcripts and degree certificates for all post secondary institutions attended.
Graduate Resume/CV	 Attach	Attach your up to date CV or Resume as a pdf.
Graduate Letter of Intent	 Attach	Please fill out and attach the Letter of Intent found at: https://www.uregina.ca/gradstudies/assets/forms/Admission/Letter-of-Intent.pdf .
Test Score	 Attach	If required, attach test score that meet the minimum standards as indicated on our website: https://www.uregina.ca/gradstudies/future-students/Eligibility/International/english-requirements.html

Checklist

Continue

Finish Later



11-A – Transcripts



Please upload a copy of your transcripts and degree certificate for each of the previous educational institutions you have attended. These copies of your transcripts will be deemed unofficial.

Requirement	Received	Description
College Final Transcript <i>U of Regina</i>	 Attach	Attach copies of your transcripts and degree certificates for all post secondary institutions attended.

Unofficial Vs Official Transcripts

The unofficial transcripts that you upload to the application portal can be used for the application review process. The Faculty of Graduate Studies and Research (FGSR) can offer you conditional acceptance with just the unofficial transcripts.

You will not be able to start your program unless you receive unconditional acceptance. To receive unconditional acceptance, your previous universities must send your transcripts directly to FGSR. Transcripts sent directly from your previous universities are deemed “Official”.

How and Where to Submit Documents

Official Documents may be mailed to:

1. Mailed to:

Faculty of Graduate Studies and Research
University of Regina
3737 Wascana Parkway
Regina SK S4S 0A2
Canada

In an envelope from the issuing University that is sealed and bears an official University stamp across the seal.

2. Emailed to:

GradDocs@uregina.ca

From verifiable institutional email address.

3. Received through MyCreds for participating institutions.

The University of Regina receives official transcripts issued through MyCreds™. You can check [here](#) to see if your institution is part of the network. When you share your official transcript in MyCreds™ please choose the University of Regina from the list of available institutions.



11-B – Graduate Resume/CV

Please outline your educational background and relevant employment history

Education History & Awards

List your educational history and any academic and/or professional awards.

Employment

Must include the start and end dates for each position. Prefer reverse chronological order with most recent experiences first. Briefly outline responsibilities/duties. List unpaid internships or practicum experiences separately.

Publications, Presentations & Conferences

Articles, chapters, books you have written or co-authored; or articles written about you related to your academic/professional career. If you have presented posters, papers, etc.

Professional Accomplishments


Professional accomplishments, memberships, if any.

Other Information

Volunteer work, interests, etc.

Click the green + and attached your resume into the table

Graduate Resume/CV	+	Attach	Attach your up to date CV or Resume as a pdf.
--------------------	---	--------	---



11-C – Letter of Intent

Please click the link in the table to open the fillable Letter of Intent PDF. Once you have answered the four questions, click the green + and upload the completed Letter of Intent form.

Graduate Letter of Intent		Attach	Please fill out and attach the Letter of Intent found at: https://www.uregina.ca/gradstudies/assets/forms/Admission/Letter-of-Intent.pdf .
Test Scores			If required, attach test scores that meet the minimum standards as indicated on our website.

Graduate Letter of Intent:

Please provide details on the topics below. Once completed, save as pdf and attach with the online application. You can attach additional pages as pdf if you do not have enough room to answer the questions.

1. Please describe your specific area of academic interest, and explain what motivated you to choose this area.
2. Describe how your past education, professional and other experiences have prepared you to be successful in this graduate program.
3. Describe what you hope to achieve in this graduate program.
4. Describe why this particular graduate program at University of Regina may help you fulfill your long term aspirations/objectives.

Additional letter of intent material

If you do not have enough space in the provided PDF, you may write your own Letter of Intent. Please make sure you address each of the four questions if you are writing your own letter.

If you have written a personal statement, you may submit this **IN ADDITION** to the letter of intent. A personal statement can not replace the Letter of Intent questions outlined in the linked PDF.

If you can not attach your documents into the supporting documents table, you may email your documents as a PDF to graddocs@uregina.ca.



11-D – Test Score

If you have a English test score to submit, you will upload a PDF copy of your results here. If you do not have test scores, you may leave this spot blank.

Test Score	+	Attach	If required, attach test score that meet the minimum standards as indicated on our website: https://www.uregina.ca/gradstudies/future-students/Eligibility/International/english-requirements.html
<input type="button" value="Checklist"/> <input type="button" value="Continue"/> <input type="button" value="Finish Later"/>			

The minimum test score results are:

The tests that appear on this list are the only tests accepted for admission consideration.

	CAEL	TOEFL iBT	Academic IELTS	PTE	CanTEST	MELAB	TOEFL (paper, new)	UofR ESL	Duolingo*
FGSR Minimum	70	20 each band	6.5 overall, 6.0 each	59	4.5 overall, 4.0 each	80	20, 20, 20	Advanced EAP 050	110



13 – Declaration/ Signature

Declaration/Signature (Checklist item 12 of 12)

I certify that all the questions have been answered in full and the information provided is correct and complete. I understand that completion of this signed application permits the University of Regina to contact me, including by phone, e-mail, and text message, and to request and/or confirm any information necessary to support my application for admission; that submission of any false statements or documents will result in the immediate and permanent cancellation of admission or registration to the University; and that failure to disclose attendance at another post-secondary institution may lead to cancellation of this application. I agree to abide by University of Regina rules and regulations. I understand that otherwise my admission to or registration in this University may be revoked.

*** The University of Regina collects and creates information about students (personal information) under the authority of the *University of Regina Act*, and in accordance with the *Local Authority Freedom of Information and Protection of Privacy Act (Saskatchewan)*, *Canada's Anti-Spam Legislation*, and the *Personal Information Protection and Electronic Documents Act (Canada)*, for purposes of admission, registration, and other decisions on students academic status, and the administration of the University and its programs and services. Some of this information may be disclosed to the student's current high school, relevant students society and alumni association, and will be reported as required by federal or provincial authority. By enrolling in courses at the University of Regina, students consent to the collection, use, and disclosure of personal information as described above. ***

If you do not agree with the above conditions, your application for admission will not be processed.

* - indicates a required field.

Do you agree with the above conditions?*

Yes No

Checklist

Continue

Finish Later

[Return to Checklist without saving changes](#)



Please read
the Declaration



If you agree,
check "Yes".



If you do not
agree, check "No"
and your
application will
not be processed.



Click "Continue"

Application Checklist

This is a checklist of the required application sections. After entering any, or all, data in a section, a checkmark will appear next to the section name. When all required sections are complete, click "Application is Complete". You will then be directed to the **Application Fee Payment** page.

Incomplete applications may be updated at a later time. If you wish to complete your application later, click "Finish Later". At the

- | | |
|----------------------------------|----------------------------------|
| ✓ Name | ✓ Previous College or University |
| ✓ Address and Telephone | ✓ Test Scores |
| ✓ Personal Information | ✓ Confidential Recommendation |
| ✓ Additional Telephone & Email | ✓ Personal Statement |
| ✓ Citizenship and First Language | ✓ Graduate Resume |
| ✓ Proxy/Educational Consultant | ✓ Declaration/Signature |
| ✓ Planned Program of Study | |

[Please email us if you have any questions.](#)



Application Checklist Complete

When you have completed each of the required sections a checkmark will appear next to that section.

Click "Application is Complete".



Admission Agreement

Please read the Admissions Agreement.

If you agree to the terms, check “I agree to the terms”.

If you do not agree, check “I do not agree” and your application will not be submitted.

Admissions Agreement

You must agree to the terms below, or you will be directed back to the Application Menu page and your application will not be submitted. If you have questions, contact information can be found in the HELP link above.


I understand that withholding information requested on this application, including attendance at any other institution, or giving false information may make me ineligible for admission to the university or subject to dismissal. I have read this application and certify that the statements I have made on this application are correct and complete, including a report of all college work attempted or completed.

[I agree to the terms](#)

[I do not agree](#)

RELEASE: 8.7.2.11

© 2023 Ellucian Company L.P. and its affiliates.



Application Fee Payment

The Graduate application fee (\$125 CDN) is required for each Graduate application submitted, is non-refundable and **MUST** be submitted with each application. To complete payment, applicants will be requested to provide an e-mail address and submit payment using one of the following credit cards: American Express, MasterCard, or VISA. (Debit cards from these vendors or Pre-Paid credit cards are **NOT** acceptable formats of payment). Please note your application is not submitted to the Faculty of Graduate Studies and Research until the online application, credit card, fee payment is successfully completed. To complete the application fee payment, select "Submit Payment".

Application Fee Payment

- **Undergraduate Applicants:** The Undergraduate application fee is a one-time fee.
 - If you have previously applied to the University, please use "Pay Later".
 - If you are a first-time applicant, credit card payment may be made by using "Submit Payment".
 - If you are a first-time applicant who would prefer to pay by cheque or supply your credit card information over the phone to the Admissions Office, use "Pay Later".
 - Students applying as university/college transfer students are also required to pay a \$100 transfer credit assessment fee which will be charged at the time of application.

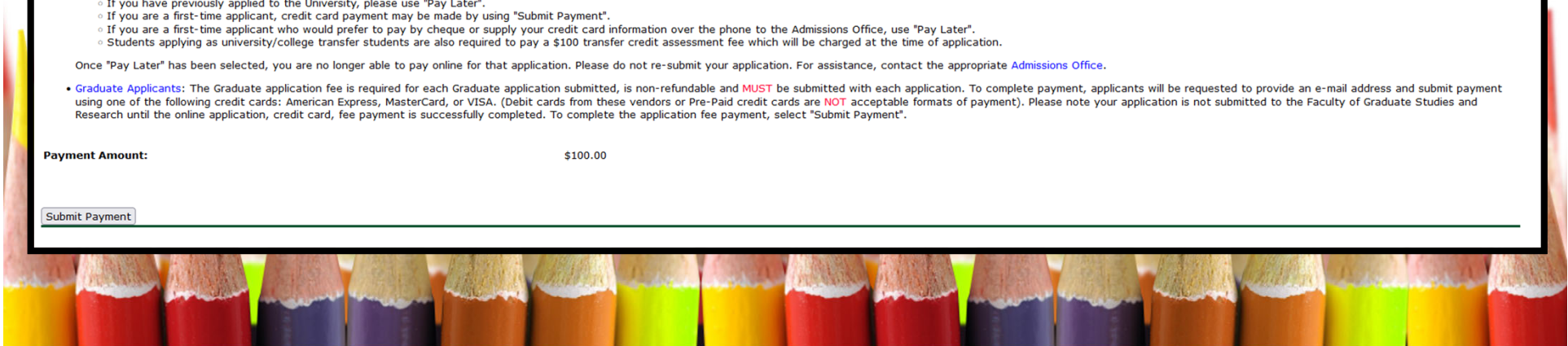
Once "Pay Later" has been selected, you are no longer able to pay online for that application. Please do not re-submit your application. For assistance, contact the appropriate [Admissions Office](#).

- **Graduate Applicants:** The Graduate application fee is required for each Graduate application submitted, is non-refundable and **MUST** be submitted with each application. To complete payment, applicants will be requested to provide an e-mail address and submit payment using one of the following credit cards: American Express, MasterCard, or VISA. (Debit cards from these vendors or Pre-Paid credit cards are **NOT** acceptable formats of payment). Please note your application is not submitted to the Faculty of Graduate Studies and Research until the online application, credit card, fee payment is successfully completed. To complete the application fee payment, select "Submit Payment".

Payment Amount:

\$100.00

Submit Payment





Thank you

Questions? Email edgrad@uregina.ca