

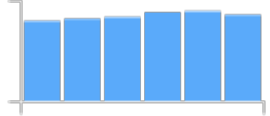
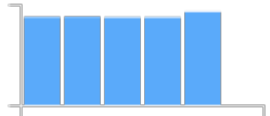




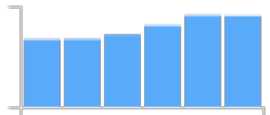








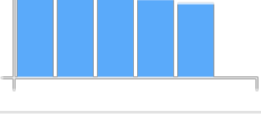

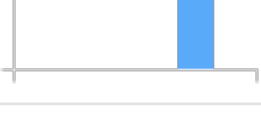




## Performance Measurement Framework PMF Scorecard - 2021-22

PMF#	Strategic Theme	PMF	Unit of Measure	2020-21 Target	2020-21 Outcome	2020-21 Status	2020-21 Result	2021-22 Target	2021-22 Outcome	2021-22 Status	2021-22 Result	2016-17 thru 2021-22
1a.	Discovery	Overall student headcount	students	16,550 students	16,664 students	made target		16,550 students	16,009 students	missed target		
1b.	Discovery	% of undergraduate students retained year 1 to year 2	% retained	75.0% retained	86.4% retained	made target		75.0% retained				
1c.	Discovery	# of student registrations in experiential learning	registrations	Revised *	24,450 registrations	Revised *		Revised *				
1d.	Discovery	Student Satisfaction	7-point Likert scale	Revised **	4.88	Revised **		Revised **				
2a.	Truth & Reconciliation	# of domestic self-declared Indigenous students	students	2,200 students	2,457 students	made target		2,200 students	2,445 students	made target		
2b.	Truth & Reconciliation	# of registrations in courses available to non-Regina and non-Saskatoon students	registrations	11,500 registrations	n/a (COVID)	n/a (COVID)		11,500 registrations				


## Performance Measurement Framework PMF Scorecard - 2021-22

PMF#	Strategic Theme	PMF	Unit of Measure	2020-21 Target	2020-21 Outcome	2020-21 Status	2020-21 Result	2021-22 Target	2021-22 Outcome	2021-22 Status	2021-22 Result	2016-17 thru 2021-22
3a.	Well-being & Belonging	% of workforce that is from designated groups	% of workforce	60% of workforce	65% of workforce	made target		60% of workforce				
3b.	Well-being & Belonging	% of senior leadership that is from designated groups	% of senior leadership	60% of senior leadership	48% of senior leadership	missed target		60% of senior leadership				
3c.	Well-being & Belonging	Gender pay gap	% gender pay gap	95.0% gender pay gap	94% gender pay gap	missed target		95.0% gender pay gap				
3d.	Well-being & Belonging	Student Financial Support	\$ million	\$21.0 million	\$19.6 million	missed target		\$21.0 million				
4a.	Environment & Climate Action	\$ investment in water consump. / carbon footprint reduction projects	\$ million	\$3.0 million	\$3.2 million	made target		\$3.0 million				
4b.	Environment & Climate Action	# of living labs on- and off-campus focused on decarbonization	# of living labs	3 over 5 years	on track for target	made target		3 over 5 years				

## Performance Measurement Framework PMF Scorecard - 2021-22

PMF#	Strategic Theme	PMF	Unit of Measure	2020-21 Target	2020-21 Outcome	2020-21 Status	2020-21 Result	2021-22 Target	2021-22 Outcome	2021-22 Status	2021-22 Result	2016-17 thru 2021-22
5a.	Impact & Identity	Research impact: Field Weighted Citation Impact (FWCI, one year lag)	FWCI	1.42 FWCI	1.50 FWCI	made target		1.42 FWCI				
5b.	Impact & Identity	Research impact: # of media engagements with UR research and creative contrib.	# of media engagements	100 media engagements	113 media engagements	made target		100 media engagements				
5c.	Impact & Identity	Research Revenue	\$ million	\$29.0 million	\$31.4 million	made target		\$29.0 million				
5d.	Impact & Identity	# of mid-career learners and microcredential seekers	# of learners	500 learners	1,169 learners	made target		500 learners				

**PMF Scorecard 2021-22**
**PMF 1a. - Overall student headcount**

PMF#	Strategic Theme	PMF	Unit of Measure	2021-22 Target	2021-22 Outcome	2021-22 Status	2020-21 Result
1a.	Discovery	Overall student headcount	students	16,550 students	16,009 students	missed target	

Strategic Priority/Strategic Theme:  
**Discovery**

Performance Measure: **Overall student headcount**

Performance Measure Definition:

Total number (headcount) of students who are active in degree programs or degree-eligible credit courses offered by U Regina and its federated colleges in the fall term, as of the Fall Census Date.

Availability:

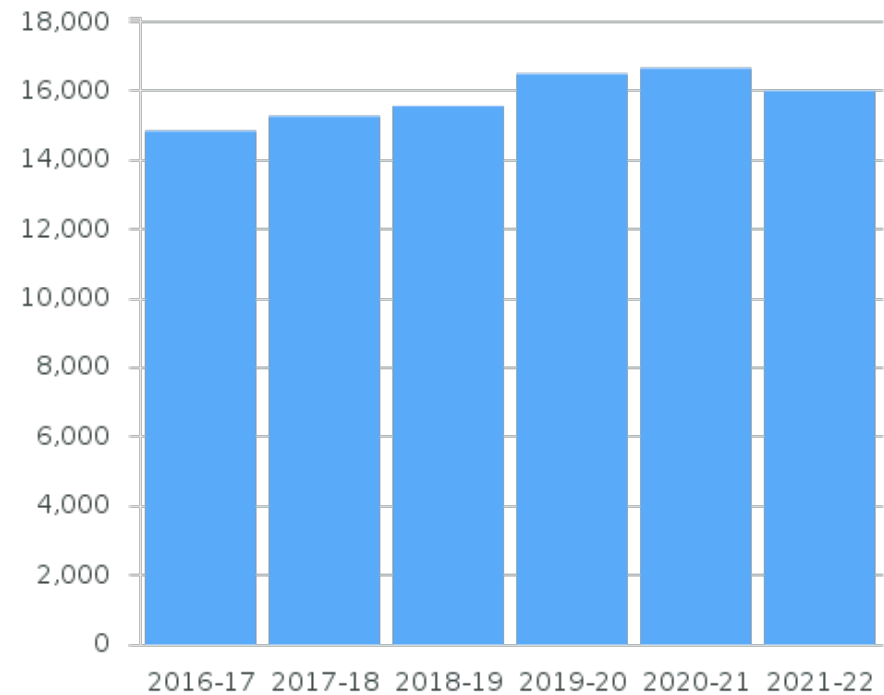
mid-October, following end of 4th week of classes

Data source:

University of Regina, Office of Institutional Research, Fall Census Count

More information:


[www.uregina.ca/orp/statistics/student-headcount.html](http://www.uregina.ca/orp/statistics/student-headcount.html)

**Overall student headcount**


	2016-17	2017-18	2018-19	2019-20	2020-21	2021-22
Actual	14,849	15,276	15,568	16,501	16,664	16,009
Target	14,500	15,000	15,400	15,800	16,550	16,550

- = not a measure or no target set

**PMF Scorecard 2021-22**
**PMF 2a. - # of domestic self-declared Indigenous students**

PMF#	Strategic Theme	PMF	Unit of Measure	2021-22 Target	2021-22 Outcome	2021-22 Status	2020-21 Result
2a.	Truth & Reconciliation	# of domestic self-declared Indigenous students	students	2,200 students	2,445 students	made target	

Strategic Priority/Strategic Theme:  
**Truth & Reconciliation**

Performance Measure: **# of domestic self-declared Indigenous students**

Performance Measure Definition:

Domestic (Canadian) students, in the Fall Census Date student headcount, who self-declare as belonging to a recognized group of Indigenous people -- First Nations (Status and Non-Status), Métis and Inuit. For reference we also show "% of total" which is Indigenous students as a % of total Fall Census Date student count (graduate and undergraduate).

Availability:

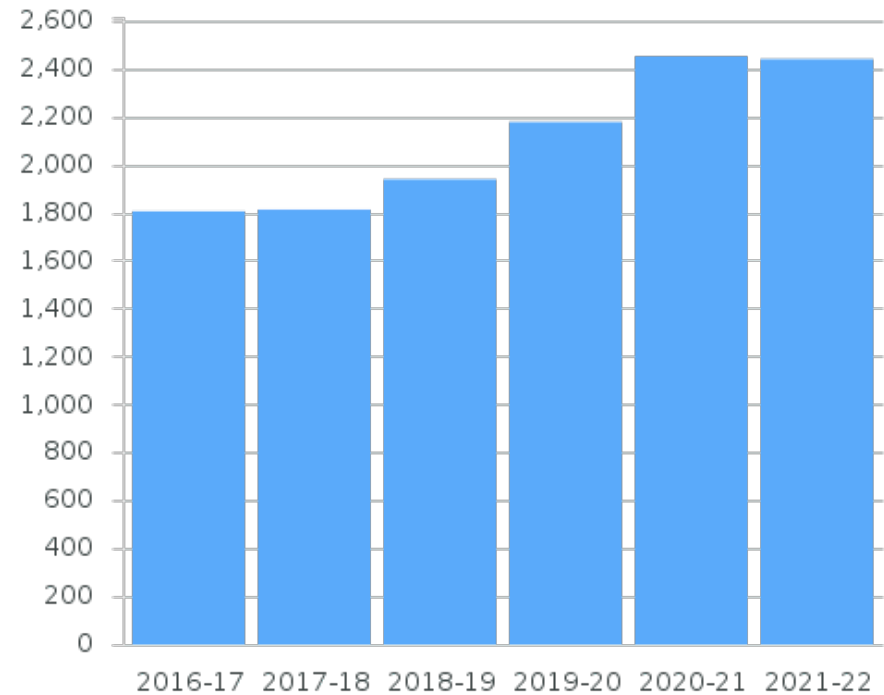
mid-October, following end of 4th week of classes

Data source:

University of Regina, Office of Institutional Research, Fall Census Count

More information:

[www.uregina.ca/orp/statistics/student-headcount.html](http://www.uregina.ca/orp/statistics/student-headcount.html)

**# of domestic self-declared Indigenous students**


	2016-17	2017-18	2018-19	2019-20	2020-21	2021-22
Actual	1,809	1,816	1,943	2,182	2,457	2,445
Target	1,700	1,850	1,850	1,980	2,200	2,200

- = not a measure or no target set