

January 2012

## First-year Undergraduate Student Retention from 2000 to 2009

This report provides preliminary results of a comprehensive retention and completion study that has been undertaken by the Office of Resource Planning (ORP). It focuses on one element of overall student retention: first to second year persistence. It serves as an initial attempt to meet the growing demand for data on student persistence and success at the University of Regina and as a starting point for fostering discussion on student retention within the campus community.

The report provides ten years of data, spanning the 2000/01 to 2009/10 academic years. The students (or cohorts) represented in this report include all first-time, full-time, degree-seeking undergraduate students who started in either a Fall or Winter term in a given academic year. In this report, the *retention rate* represents the percentage of students from an entering cohort who returned and registered in the Fall and/or Winter term of the subsequent year. The *attrition rate* captures the percentage of students who did not return.

The retention rates reported in this document may differ from rates reported in other sources (e.g., Maclean's magazine). This is due to differences in the types of students included in the entering cohort as well as differences in the criteria used to determine retention. As a result of these definitional differences, data in this report should not be compared to data from other sources. See Appendix A for a more detailed explanation of the terms and criteria used in this report.

Over the coming months the ORP will be seeking feedback on the results presented in this report, as well as on additional data needs. This will assist in the formation of ORP's comprehensive report. The full report is expected to encompass a wider range of retention data, such as retention into the third year of studies and degree completion. It will also examine how the U of R compares to other Canadian institutions, and will include insights garnered from literature and dialogue with campus constituents.

Table 1: First-Year Retention, Cohort Years 2000 to 2009

Cohort Year	Number of students in cohort	Number retained	Institutional retention rate	Number retained in original faculty	Original faculty retention rate
2000	2096	1588	75.8%	1342	64.0%
2001	2161	1645	76.1%	1365	63.2%
2002	2049	1535	74.9%	1309	63.9%
2003	2161	1674	77.5%	1495	69.2%
2004	2080	1622	78.0%	1335	64.2%
2005	2259	1680	74.4%	1494	66.1%
2006	2139	1568	73.3%	1312	61.3%
2007	2118	1594	75.3%	1394	65.8%
2008	2113	1627	77.0%	1305	61.8%
2009	2145	1685	78.6%	1454	67.8%
<b>Grand total</b>	<b>21,321</b>	<b>16,218</b>	<b>76.1%</b>	<b>13,805</b>	<b>64.7%</b>

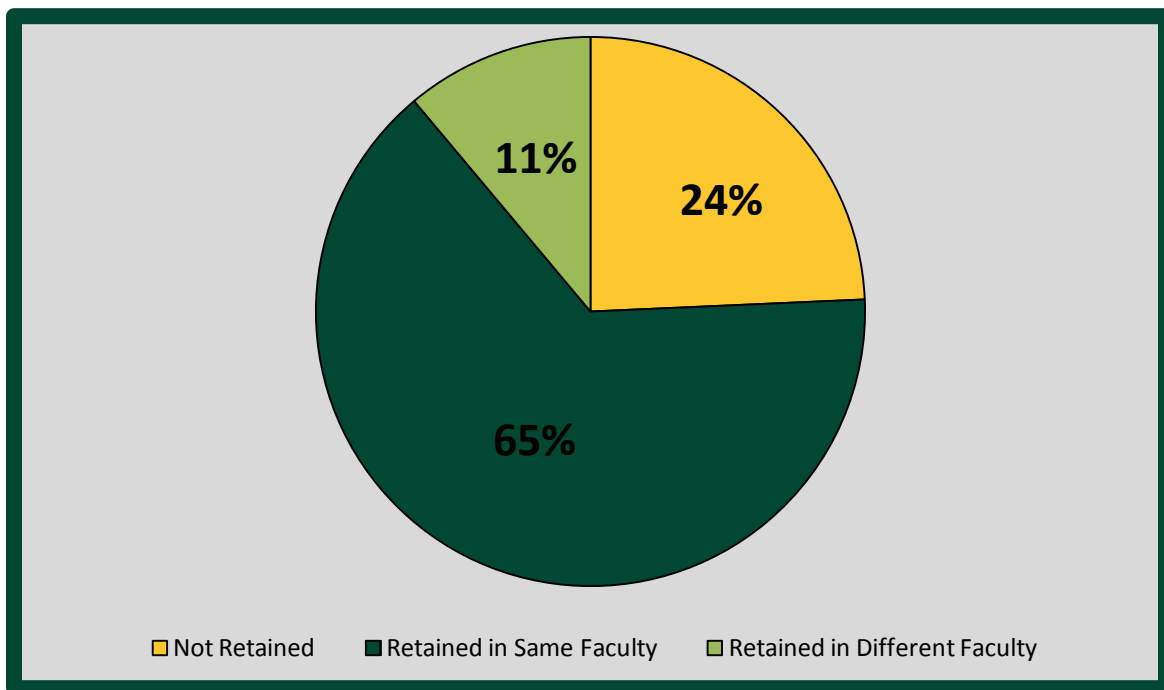
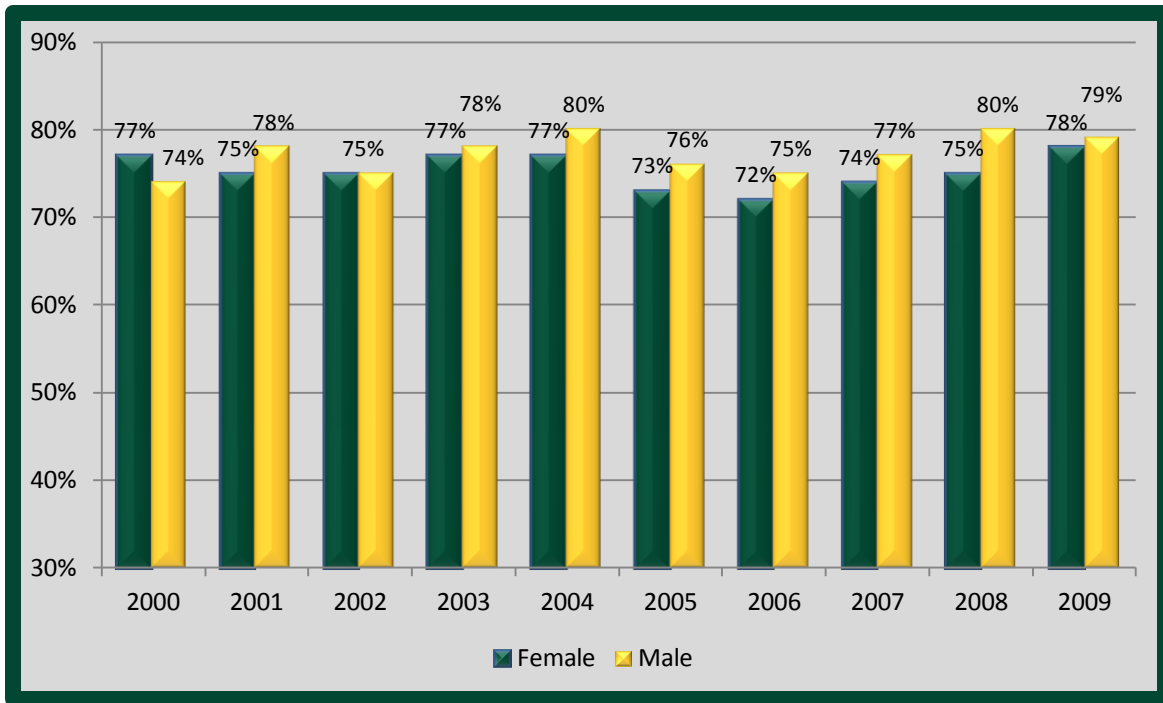


Figure 1: First-Year Retention and Attrition, Cohort Years 2000 to 2009



\*Students (10) who did not declare a gender were excluded from analysis.

Figure 2: First-Year Retention by Gender, Cohort Years 2000 to 2009

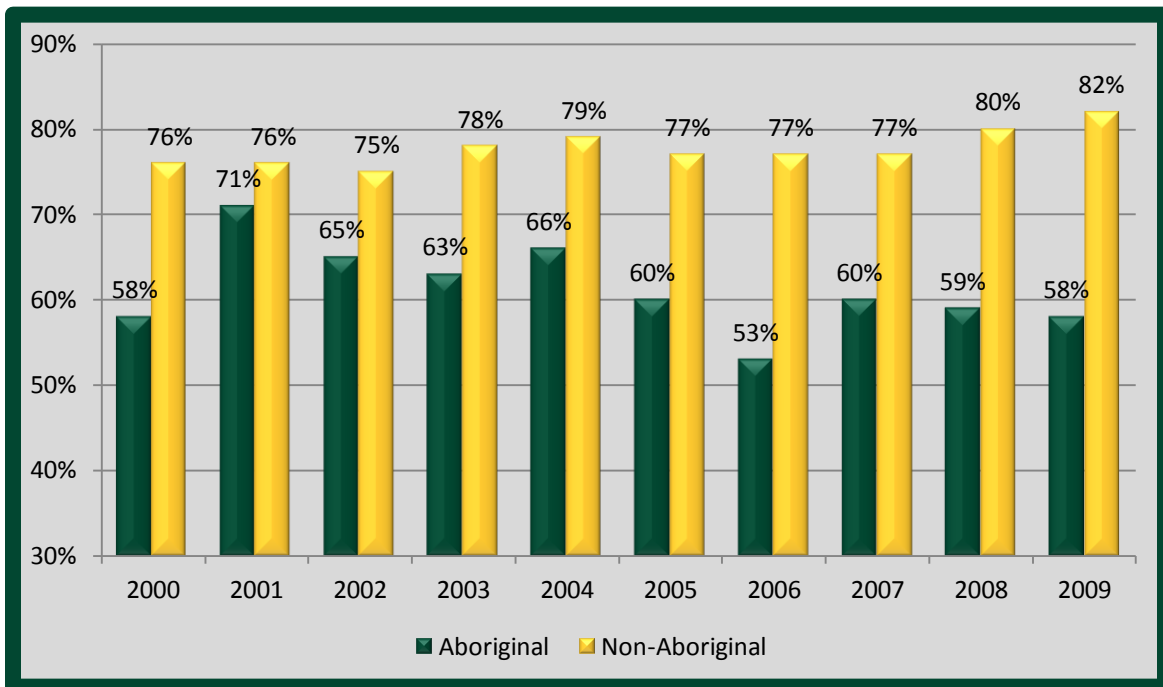


Figure 3: First-Year Retention by Aboriginal Identity, Cohort Years 2000 to 2009

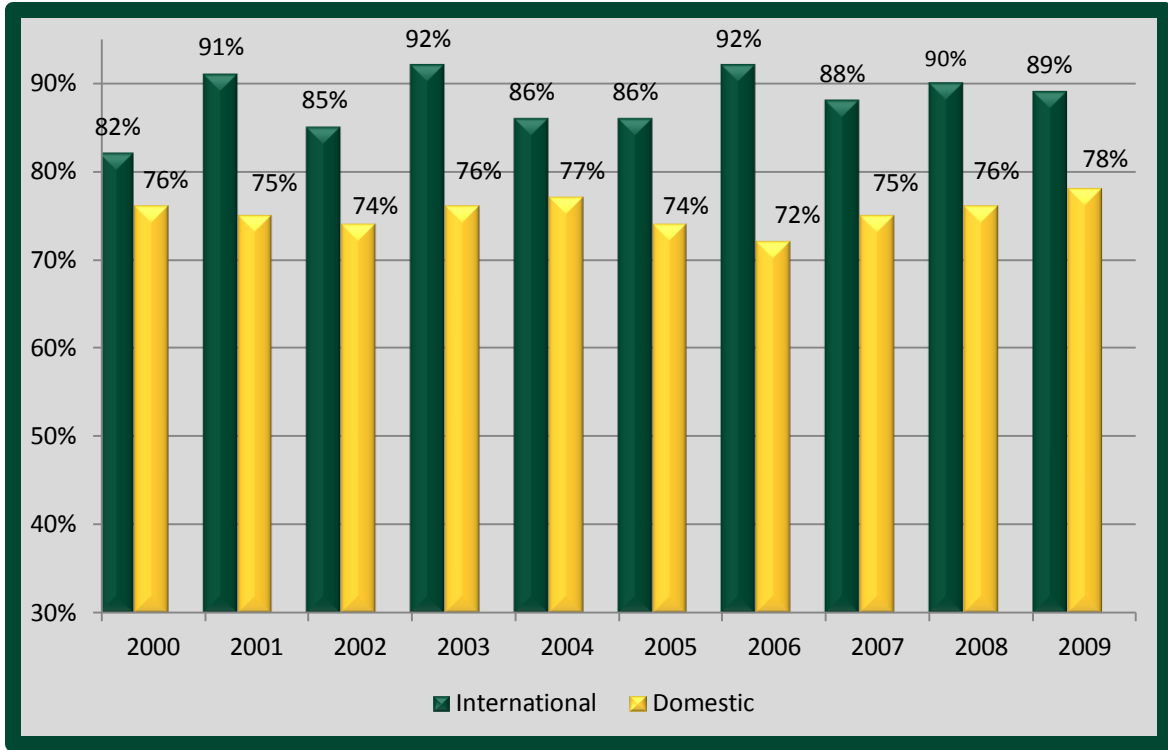


Figure 4: First-Year Retention by International Status, Cohort Years 2000 to 2009

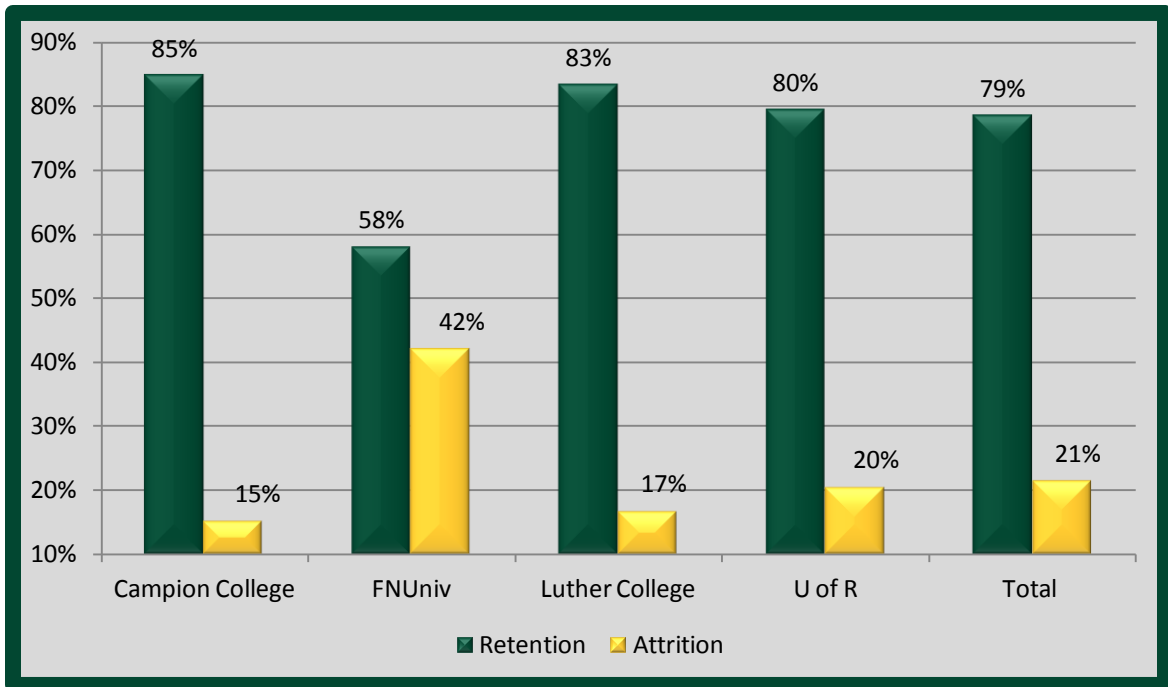


Figure 5: First-Year Retention and Attrition by College, Cohort Year 2009/2010

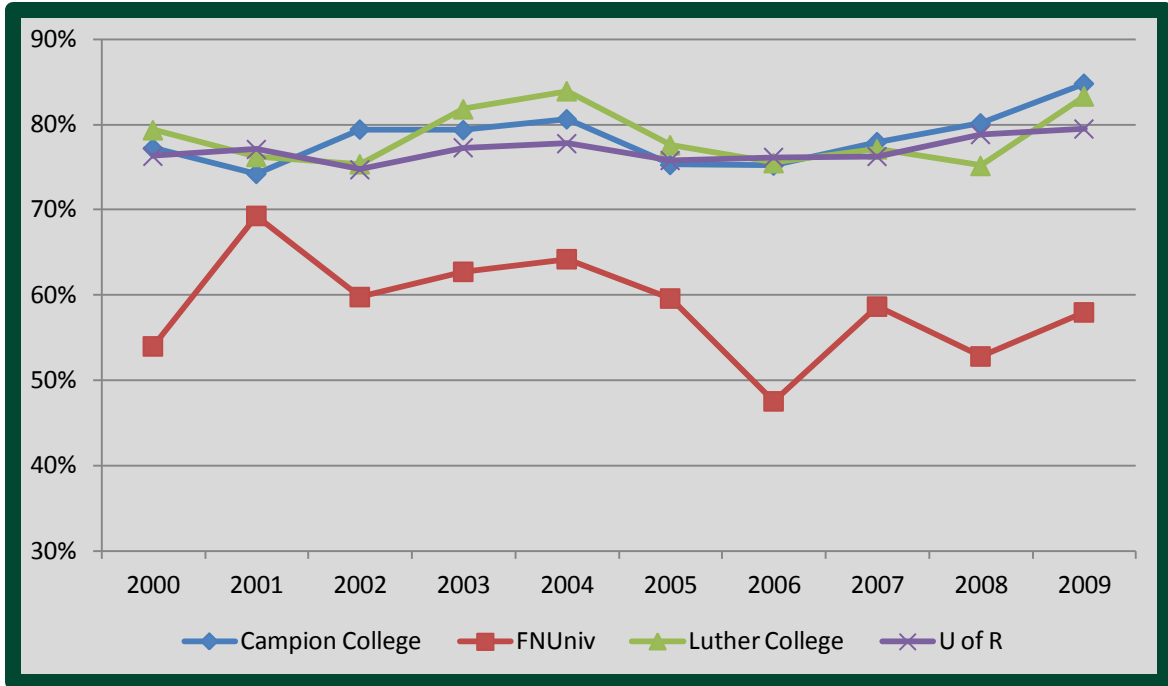


Figure 6: First-Year Retention by College, Cohort Years 2000 to 2009

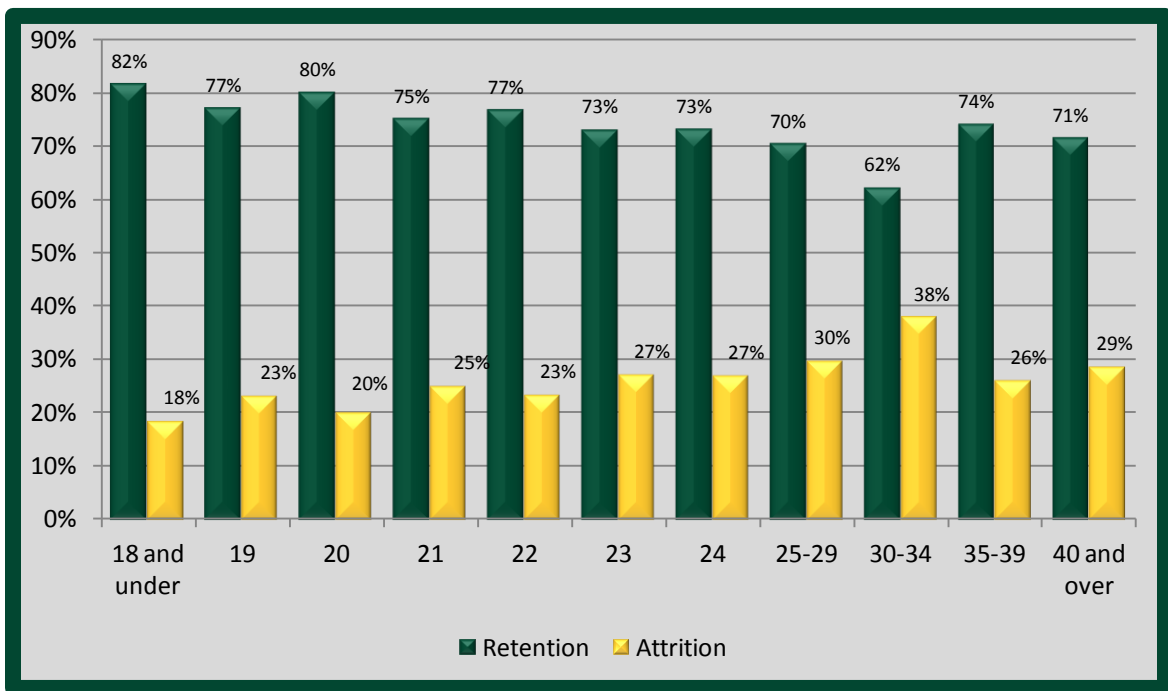


Figure 7: First-Year Retention and Attrition by Age, Cohort Year 2009/2010

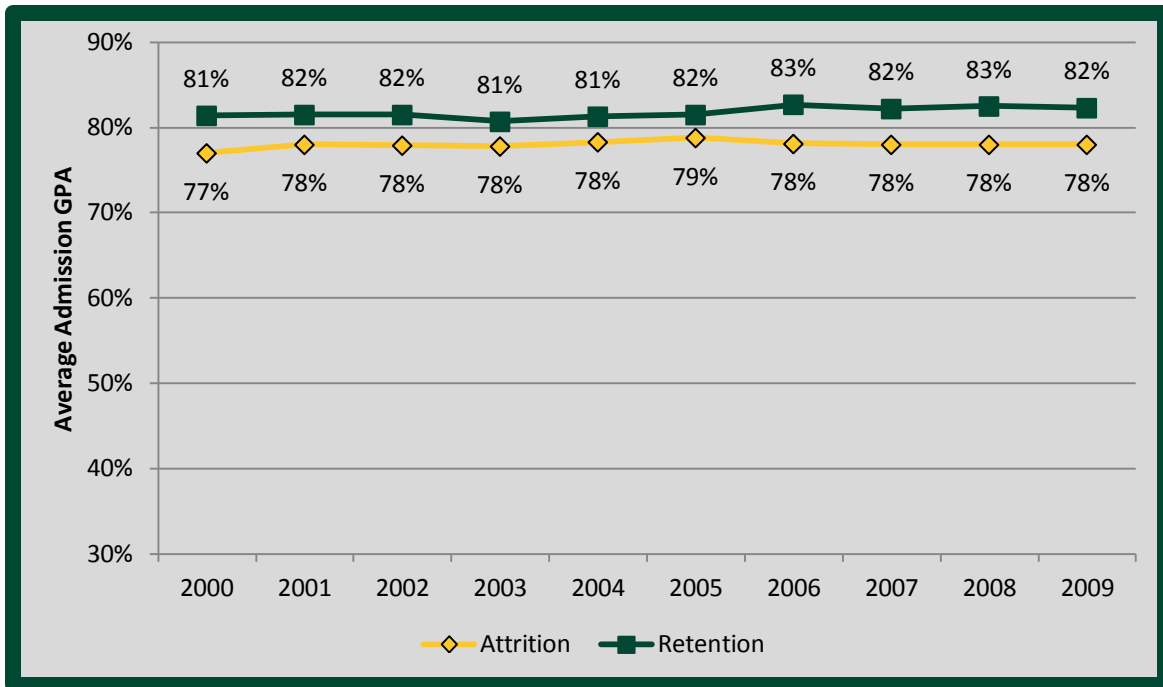


Figure 8: Average Admission GPA of Retained and Not Retained First-Year Students, Cohort Years 2000 to 2009

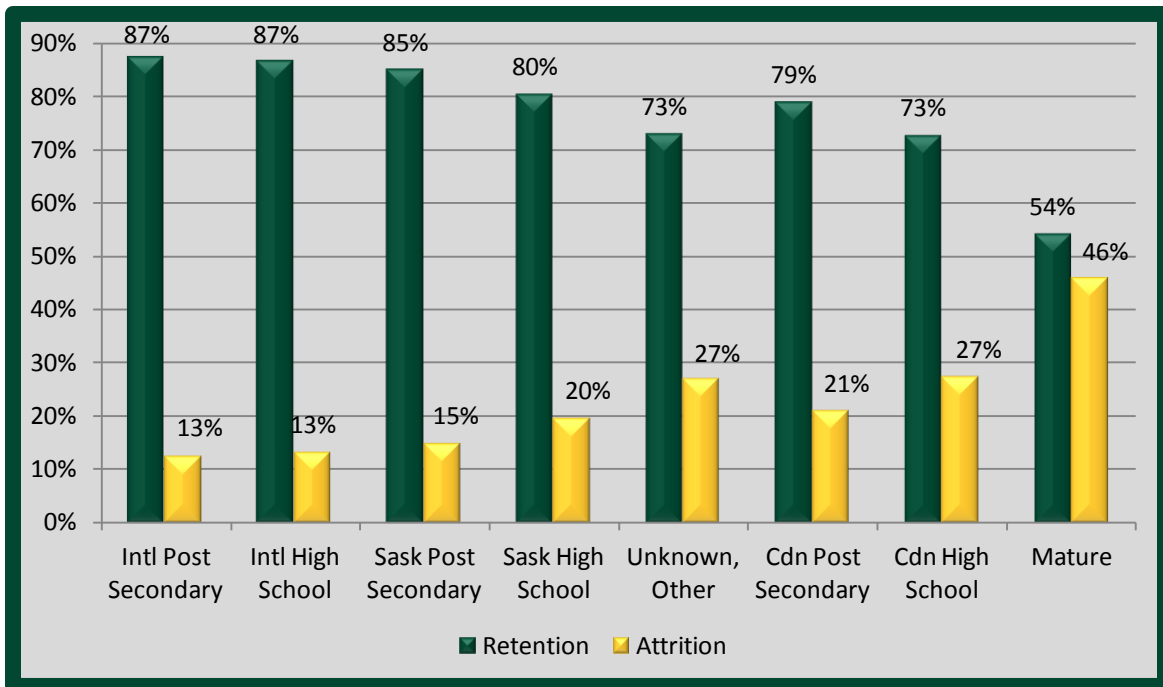


Figure 9: First-Year Retention and Attrition by Basis of Admission, Cohort Year 2009/2010

# Appendix A: Glossary of Terms

**First-year retention:**

In this report first-year retention occurs when a student from a cohort returns and registers for classes in the Fall and/or Winter term of the subsequent academic year. First-year attrition occurs when a student from a cohort who was registered in term one and/or two of year one, did not return and register in the Fall and/or Winter term of the subsequent academic year. A student is counted as registered in a term if they remain registered after the deadline to drop classes without a failing grade (November 15th of a Fall term or March 15th of a Winter term).

**Cohort:**

This report documents 10 years of data and as such, 10 separate cohorts are included. The first cohort includes students who began first-time, full-time studies at the University of Regina in 2000/2001; the second in 2001/2002; the third in 2002/2003 and so on. Students who attended anytime during the Fall and/or Winter terms of the cohort year are included in the cohort. Students who attended only in the Spring/Summer term(s) are not included in any cohort.

**First-time:**

For the purposes of this report first-time refers to students who have registered in an undergraduate program at the University of Regina for the first time.

**Full-time student:**

For this study and for most administrative purposes, a full-time undergraduate student is a student who is registered in nine or more credit hours of study per semester.

**Degree-seeking student:**

For the purpose of this study, degree-seeking refers to students who are registered in a degree program or a pre-professional program. Students in non-degree programs are excluded from this category. Students who are registered in programs leading to certificates or diplomas, incoming exchange students, visiting students, and casual, audit, and accelerated students, as well as business students completing courses towards professional certification are treated as non-degree seeking students.

Specifically, degree-seeking excludes program records where faculty = CE, SP, YY, 00, EP; program code contains EXCH, VIS, CERT, DIP; program code = BUPROF or EDARTSEAD; or major code contains "VIS."

Note: 11 students in the Arts Education After-Degree program and 75 students with a Visual Arts Education major were inadvertently excluded.