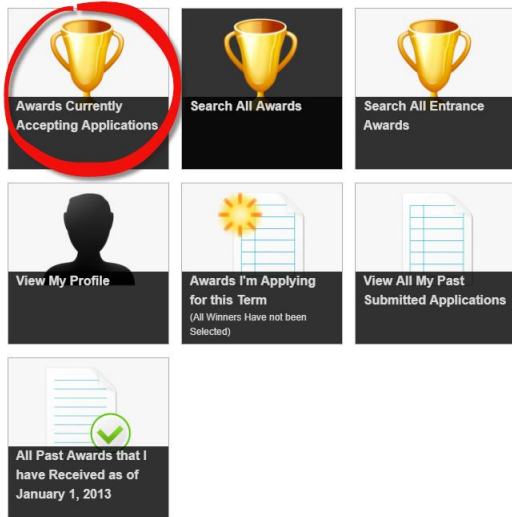
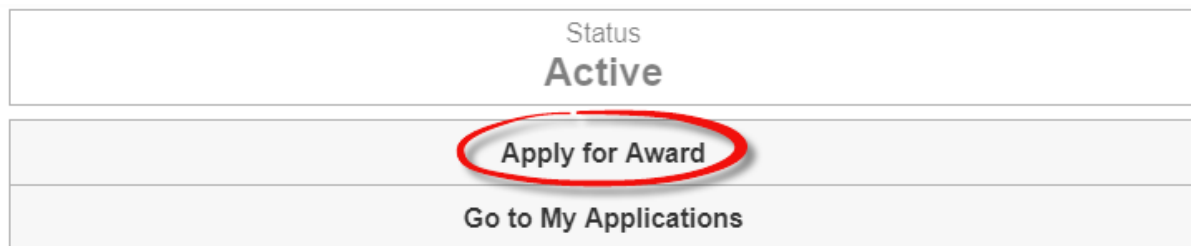


How to Apply for Awards on SAMS

On the home page, click on the *Awards Currently Accepting Applications* link. You can then filter this list (see “How to Search for University of Regina Awards” online video or instruction sheet for information).

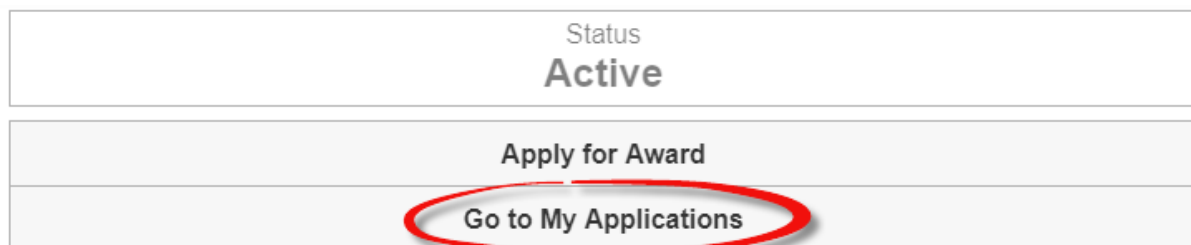


If you select an award from the list, view the criteria, determine you are eligible and would like to apply click on *Apply for Award* in the top right corner!

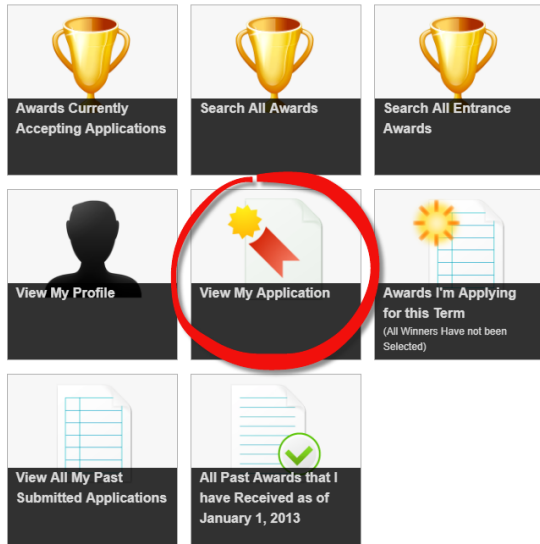


By doing this you have created your application. Find other awards you qualify for and add them to your application as well.

Once you are ready you can complete your application by either clicking on *Go to My Applications* from the award record



or *View My Application* from the home page.



See “How to Fill out your Award Application” online video or instruction sheet for information on filling out the different sections and how to submit your final application.

Note:

While searching the database and reviewing award criteria, if you attempt to apply for an award that is not currently accepting applications a POP UP BOX will notify you of this.

