

MSW PROGRAM ROUTE CHANGE

Our MSW program is currently transitioning its program structure to better support the students. For the Field Practicum and Research Practicum routes, they are being updated and combined into one route - the newly titled Field Education route. This will include a seminar offered alongside the field education placement, and a module-based course taken in the term after the field education placement. New Field Education courses will be offered starting Fall 2027.

Starting in Winter 2027, admission to Field Practicum and Research Practicum will be suspended to phase out the old routes. Current Practicum students have the option to either remain in the route they were originally admitted to or switch to the new Field Education route.



Why the change?


The new program route provides students with a more structured and supportive field education learning experience. Students will now complete their field education placements in conjunction with seminars designed to integrate theory and practice. This model fosters a space where students can learn from one another by sharing their unique field experiences. Additionally, this shift aligns our program structure with MSW program models used across Canada.



Who is eligible?

Students who have not yet started their practicum may choose to transfer to the Field Education route once the new courses become available.

When making this decision, please review your remaining time in the program. You should only switch to the Field Education route if the new course schedule allows you to graduate within the six-year program limit.


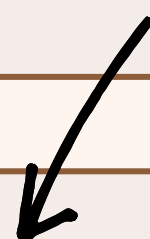


FIELD/RESEARCH PRACTICUM VS FIELD EDUCATION



Courses required before Practicum/Field Education remain unchanged

- SW 880 Quantitative Methods in Social Work Research (3 cr)
- SW 881 Qualitative and Applied Research Methods (3 cr)
- 4 SW Electives (12 cr)



CURRENT ROUTE

FIELD/RESEARCH PRACTICUM

- SW 910 Research Practicum (12 cr)
- OR
- SW 920 Field Practicum (12 cr)

Completed within 2-4 semesters in general (or longer) :

- 450 hours of practicum placement
- A final presentation
- A final report that integrates social work theories and practice

UPDATED ROUTE

FIELD EDUCATION



Semester 1

- SW 931 Field Education (3 cr)
 - 450 hours of field work
- SW 940 Integrative Field Education Seminar (3 cr)
 - A course that connects theories & practice

Semester 2

- SW 950 Reflective Practice Portfolio (6 cr)
 - Final integrative modules that facilitate self-reflection and professional development and planning in social work practice post-graduation

PLEASE REFER TO THE Q&A IF YOU HAVE FURTHER QUESTIONS