



University
of Regina
International 

HEALTH CARD

HOW TO APPLY ONLINE MANUAL

CHECKLIST

GATHER YOUR DOCUMENTS

Students must prepare the following required supporting documents (in JPG or PDF formats):

<input type="checkbox"/>	Legal Entitlement to be in Canada	Study and/or Work Permit
<input type="checkbox"/>	Support of Identity	Passport or other government issued photo ID
<input type="checkbox"/>	Proof of Saskatchewan Residency	If you have a Lease agreement or residence contract. <ul style="list-style-type: none"> - Submit a scan copy of your lease agreement or residence contract that shows your name and address.
		If you are living with someone and the residence contract is NOT under your name. <ul style="list-style-type: none"> - Submit a "Proof of Residence form". Please Email UR International Student Services at: International.StudentServices@uregina.ca
<input type="checkbox"/>	Confirmation of Enrolment	UG & GR Students UR Self Service (Login with Student ID and Password -> Student -> Student Records -> Document Requests -> Confirmation of Enrolment) <input type="checkbox"/> When the Confirmation of Enrolment is available in MyCreds™ the Status will change to Available in MyCreds and you will receive an email directing you to the MyCreds™ website to sign in and access your document. <input type="checkbox"/> When you access the Confirmation of Enrolment in the MyCreds™ MesCertif™ network you will be required to pay a \$10 fee that will provide you with 90 days of access to share your Confirmation of Enrolment as often as you need. https://www.uregina.ca/student/registrar/student-records/enrolment-confim.html
		ESL Students ESL office (ESL@uregina.ca)

HEALTH CARD APPLICATION

PURPOSE (WHAT AND WHY)

- All Saskatchewan residents **MUST** register themselves and their dependents for a Saskatchewan Health Card in order to receive health benefits.
 - The Saskatchewan Health Card is a valuable personal identification card that you should be prepared to present whenever you need health services.
-

CREATING AN ACCOUNT

Begin by going to this website: <https://skhealthcard.health.gov.sk.ca/>

Saskatchewan Health Services Card



The information provided on your Saskatchewan health services card application is protected in accordance with *The Health Information Protection Act*. Security services are provided by eHealth Saskatchewan.

What can you do?



- ✓ Moved to Saskatchewan? Apply for a Saskatchewan health services card for you and your family.
- ✓ Have a Saskatchewan health services card?
 - Family unit changes due to marriage, divorce/separation, common-law or reconciliations including spouse/partner and dependants.
 - Report an address change for you and your family.
 - Replace a lost, stolen or damaged Saskatchewan health services card.
 - Click [here](#) for a full list of available changes.



Already have an account?

▶ [Sign In](#)



New User?

Register for an account to be able to complete an application for a Saskatchewan health services card or to request changes to your existing Saskatchewan health services card.

▶ [Create an Account](#)



For further information visit www.ehealthsask.ca/residents/health-cards. Help us make a better experience for you. [Share your feedback](#).

CREATING AN ACCOUNT (NEW USERS)

New users are required to create an account by clicking “Create an account”.

Saskatchewan Health Services Card



The information provided on your Saskatchewan health services card application is protected in accordance with *The Health Information Protection Act*. Security services are provided by eHealth Saskatchewan.

What can you do?



- ✓ Moved to Saskatchewan? Apply for a Saskatchewan health services card for you and your family.
- ✓ Have a Saskatchewan health services card?
 - Family unit changes due to marriage, divorce/separation, common-law or reconciliations including spouse/partner and dependants.
 - Report an address change for you and your family.
 - Replace a lost, stolen or damaged Saskatchewan health services card.
 - Click [here](#) for a full list of available changes.



Already have an account?

▶ [Sign In](#)



New User?

Register for an account to be able to complete an application for a Saskatchewan health services card or to request changes to your existing Saskatchewan health services card.

▶ [Create an Account](#)



For further information visit www.ehealthsask.ca/residents/health-cards. Help us make a better experience for you. [Share your feedback](#).

- The following screen will appear. Fields marked with a red star are mandatory.
- The student must fill out their information and create a password.
- The student must also enter all the security question and answers.

- After the student fills out all the information they will click on “*I have read the term of the privacy policy.*”
- After that click “*Submit*”.

eHealth Saskatchewan MYEHEALTH PUBLIC SELF-SERVICE

NAVIGATION

- myEhealth
- > Home
- > Help
- > Frequently Asked Questions
- User Self Service
 - > Register New Account
 - > Forgot User Id
- myProfile
 - > Manage myProfile

Registration

Complete the following form to create a new account.

* Indicates a required field.

First Name:*

Last Name:*

Email Address:*

Confirm Email Address:*

Password:*

Confirm Password:*

Strength: Password not entered

Security Question Policies

The security questions and answers will help you if you forget your password.

- Questions and answers are NOT case sensitive.
- **Must** provide 1 question selected from the pre-determined list and provide an answer.
- **Must** provide 3 personalized questions with answers.
- NO duplicate answers.
- Answers **must** be at least 4 letters long.
- Questions and answers **cannot** contain last name, first name or email address.
- Questions and answers **cannot** contain the same letter more than 3 times in a row.

Enter questions and corresponding answers, and then click Submit.

Questions:* Answers:*

What is your pet's name?

[Privacy Policy](#) : Please check the acknowledgement box to proceed with your account creation.

I have read and understand the terms of the privacy policy.

- After you click on submit, you will see the following screen.

- After you click on submit, your user id will be emailed to you shortly. (*Note: make sure to use the email address that you have access to and remember the password that you had created in the previous screen)

The screenshot shows the 'MYEHEALTH PUBLIC SELF-SERVICE' interface. At the top left is the 'eHealth Saskatchewan' logo. The main header reads 'MYEHEALTH PUBLIC SELF-SERVICE'. A green navigation sidebar on the left contains sections for 'myEHealth', 'User Self Service', and 'myProfile'. A message bar at the top right states 'User was successfully added.' Below this, the 'Registration' section displays a confirmation message: 'Thank you, your account has been created..'. It further explains that the user ID will be emailed and advises checking the junk folder if not received. Contact information for Health Registries is provided, including a phone number (1-800-667-7551) and an email address (skhealthcard@ehealthsask.ca). The footer contains links for 'Terms of Use', 'Security Policy', 'Privacy', and 'Contact Us', along with version and copyright information.

eHealth Saskatchewan MYEHEALTH PUBLIC SELF-SERVICE

NAVIGATION

- myEHealth
- > Home
- > Help
- > Frequently Asked Questions
- User Self Service
- > Register New Account
- > Forgot User Id
- myProfile
- > Manage myProfile

User was successfully added.

Registration

Thank you, your account has been created..

Your account has been created, your user id will be e-mailed to you shortly. If you do not receive an e-mail, please check your Junk E-mail folder.

For questions or concerns regarding the creation of your account, please contact Health Registries at:

1-800-667-7551 (no charge, in-province only)
(306) 787-3251 (Regina area)
Email: skhealthcard@ehealthsask.ca

Terms of Use | Security Policy | Privacy | Contact Us

Version: 1.5.1174
Copyright eHealth Saskatchewan 2011

ONLINE APPLICATION

- Log in to your email and access the user id that has been mailed to you. You will receive the email from: idsm.donot-reply@ehealthsask.ca. If you do not see it in your inbox, check your junk mail.
- After you have the user name, go back to <https://skhealthcard.health.gov.sk.ca/> website
- This time when you visit the above website, you will click on “sign in”



Saskatchewan Health Services Card

The information provided on your Saskatchewan health services card application is protected in accordance with *The Health Information Protection Act*. Security services are provided by eHealth Saskatchewan.

What can you do?

- ✓ Moved to Saskatchewan? Apply for a Saskatchewan health services card for you and your family.
- ✓ Have a Saskatchewan health services card?
 - Family unit changes due to marriage, divorce/separation, common-law or reconciliations including spouse/partner and dependants.
 - Report an address change for you and your family.
 - Replace a lost, stolen or damaged Saskatchewan health services card.
 - Click [here](#) for a full list of available changes.



Saskatchewan Health Services
PERSONAL HEALTH NO.
123 456 789
DOE JANE
PERSONAL DATE EXPIRES END OF: SEX BIRTHDAY
10/1999 12/2002 F 04/1947
FAMILY/BENEFICIARY NO.

Already have an account?

[Sign In](#)

New User?

Register for an account to be able to complete an application for a Saskatchewan health services card or to request changes to your existing Saskatchewan health services card.

[Create an Account](#)

For further information visit www.ehealthsask.ca/residents/health-cards. Help us make a better experience for you. [Share your feedback](#).

eHealth
Saskatchewan

Log In to eHS Security Services

This server uses Data Store Authentication

User Name:

Password:

- Go to the Apply for Saskatchewan Health Services Card and click on “Next”.

Government of Saskatchewan

eHealth Saskatchewan

Saskatchewan Health Services Card [Edit My Account](#) [Sign Out](#)

New or Returning Saskatchewan Resident?

Apply for Saskatchewan Health Services Card

If you or any member of your family are new residents or returning residents to Saskatchewan you must complete an application for yourself, spouse/partner and dependants.

- ▶ Start your application
- ▶ Continue your application
- ▶ Add documents to your application

View Application Status

- ▶ View your application status
- ▶ Print your application

Next >

Have a Saskatchewan Health Services Card?

Request Changes

You and your family must be Saskatchewan residents with Saskatchewan health services cards. Your change request will not be processed if we are unable to identify you or your family members in our records.

- ▶ Change to family unit (Marriage, Divorce/Separation, Common-Law, Reconciliation, Addition or Removal of Dependants)
- ▶ Change address
- ▶ Replace a lost, stolen or damaged health card
- ▶ Change of name or correction of name
- ▶ Submit copies of your updated work permit, study permit, visitor's record or permanent resident card
- ▶ Correction to date of birth or sex
- ▶ Report an extended absence
- ▶ Report a return from extended absence

Instructions
New Saskatchewan residents are people who have relocated to Saskatchewan from another Canadian province/territory, from outside Canada, such as foreign nationals, international students and returning Canadians.

Instructions
Submit a **Change Request** if you and your family are Saskatchewan residents who have Saskatchewan health services cards and want to update your health card registration information.

- Click on “Start New Application”.


Government of Saskatchewan

eHealth Saskatchewan

Apply for Saskatchewan Health Services Card

Help Contact Us Edit My Account Sign Out

Required Documentation

 To submit an online application you **must** attach electronic copies of your documents. Copies of documents submitted by any other method will not be accepted or processed. For information on how to create and submit electronic copies [click here](#).

Before you begin...obtain and have supporting documents available.

Each **adult** must provide documents proving

- Legal Entitlement to be in Canada
- Saskatchewan Residency
- Support of Identity

Each **dependant** must provide documents proving



- Legal Entitlement to be in Canada
- Support of Identity

To efficiently process your application, attach these documents before submitting your application.

[Start New Application](#) [Show Acceptable Document List](#)

Home

- Answer the questionnaire according to your own situation.
- Click on “Next” once you finished this page.

Apply for Saskatchewan Health Services Card [Help](#) [Contact Us](#) [Sign Out](#)

*indicates a required field **Reference Number: YE634348**

[About Family](#) [About Me](#) [Review](#)

Family Details

1. *Do you have a spouse/partner? Yes No

2. *How many dependants under 18 reside with you?

3. *Did all members of your family arrive the same date? Yes No



4. *What country are you relocating from?

4a. *What province/territory are you relocating from?

Progress

[Home](#) [Save](#) [Next >](#)

- Answer the questionnaire according to your own situation and click on “Next”.

[Redacted]

Apply for Saskatchewan Health Services Card

[Help](#)
[Contact Us](#)
[Sign Out](#)

* indicates a required field **Reference Number: YE634348**

About Family ✓ About Me Review

Basic Details

* My Last Name is:

* My First Name is:

My Middle Name(s) is:

* My Birth Date is:

* My Marital Status is:

Never Married Common Law Divorced
 Married Separated Widowed

* My Sex is: Male Female

Indian Status

* Do you have an Indian Status Registry Number Yes No

Contact Information

* At least one phone number is required.

My Home Phone is:

My Cell Phone is:

My Work Phone is:

My Email is:

Instructions
 Your last, first and middle names must be your legal name as specified on your identification documents.

Format
 Enter date in YYYY-MM-DD format
Example: 2012-01-31

Address Details

* My Current Mailing Address is:

* My City/Town is: * My Province is: * My postal code is:

* My current residence is same as above: Yes No

Application Details

* I am a: Canadian Citizen Permanent Resident
 or
 I have a: Work Permit Study Permit
 Other

* I am applying because I am:

a new Saskatchewan resident
 a returning Saskatchewan resident
 Royal Canadian Armed Forces or Federal Institution

* I established residence in Saskatchewan on:

* I have relocated from this country: [Redacted]

* I arrived in Canada on:

* I am committed to being physically present in Saskatchewan for at least 6 months in a 12 month period? Yes No

Instructions
 If you have a PO Box or Rural Route as your mailing address, you must provide a residence address or land location.

Format
 Enter date in YYYY-MM-DD format
Example: 2012-01-31

Progress

[Home](#)
[Save](#)
[< Back](#)
Next >

- Combine your study permit scan copy, your passport photo page scan copy, the confirmation of enrolment letter and the proof of residence form in one PDF file.

- Upload the document in the “Attach”.

NOTE: The size of each document must not exceed 1MB.

- Click on “I, Your Name, Do Certify To The Above”

- Click “Submit my application”.

Government of Saskatchewan eHealth Saskatchewan

Welcome [redacted]

Apply for Saskatchewan Health Services Card Help Contact Us Sign Out

* indicates a required field **Reference Number: YE634348**

About Family ✓ About Me ✓ Review

Applicant(s) Details

Instructions

Please review this summary of your application and attach supporting documentation for each person. For details of the required documentation click [here](#). Need help with your documents, click [here](#).

Full Name	Birth Date	Citizenship/Permit	Residence Date	Documents	Attach Document(s)
[redacted]	[redacted]	Study Permit	Apr 1, 2020	No Documents	Attach

Declaration

I, [redacted] hereby certify that the information provided on this application is correct. I understand that the information I have supplied on this application may be used for administering other Saskatchewan government programs. I understand that it is an offense to willfully give false information.

[redacted], DO CERTIFY TO THE ABOVE

Progress [redacted] Home < Back Submit My Application

- Please write down your Reference Number for your own reference.