

University of Regina Chemwatch User Guide

The University of Regina is a subscriber to the Chemwatch safety data sheet management software. This subscription allows all students, staff and faculty who are users of hazardous products to access the Chemwatch online library of Chemwatch Gold, vendor, and mini safety data sheets as well as labels.

This user guide will demonstrate how to utilize the Chemwatch software for SDS management in research, education and workspaces. Readily accessible safety data sheets are key to utilizing the Workplace Hazardous Material Information System (WHMIS). Questions about the use of Chemwatch can be directed to health.Safety@uregina.ca.

Quick access – click the following links to skip to the appropriate sections:

1. [Definitions](#)
2. [Access](#)
3. [The Control Panel and Searching SDS](#)
4. [Vendor SDS](#)
5. [Frequently Asked Questions](#)

1. Definitions

SDS – A **Safety Data Sheet** is a technical document provided by the supplier of a hazardous product that details information relating to the safe use and storage of the product.

WHMIS – The **Workplace Hazardous Material Information System** is Canada’s workplace standard for communicating hazards through training, SDS, labelling and more.

Gold SDS – safety data sheets curated by Chemwatch to have the most up-to-date information drawing from multiple different sources. These SDS will often contain the most information, and have the benefit of including the Chemwatch hazard coding and chemical expertise.

Mini SDS - a 1-page condensed safety data sheet for quick reference. Mini SDS are only available if there is a published Chemwatch Gold SDS.

2. Access

Access to the Chemwatch database is available to all students, staff and faculty.

There are two ways to access Chemwatch:

- No log-in required for on campus **ONLY**: requires a University of Regina IP address. This means a user must have internet access through one of the University of Regina networks, **uofrGuest** or **eduroam**. Information on connecting to one of the University of Regina networks can be found on the Information Services page of the University of Regina website. For ease of access– a browser shortcut can be saved to the desktop of work or personal computers, or as a shortcut on mobile devices. Once network access is established the Chemwatch database can be accessed through the following link <https://jr.chemwatch.net/chemwatch.web/account/autologinbyip>
- Log-in with University of Regina credentials from anywhere. To complete this you will require your uregina.ca and password. Access the Chemwatch sign in page here: <https://jr.chemwatch.net/chemwatch.web/account/login>



Enter the domain name “uregina.ca”

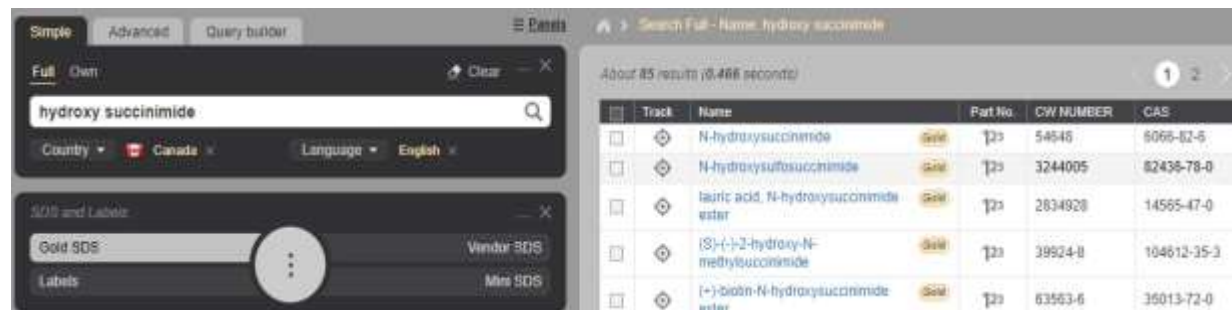
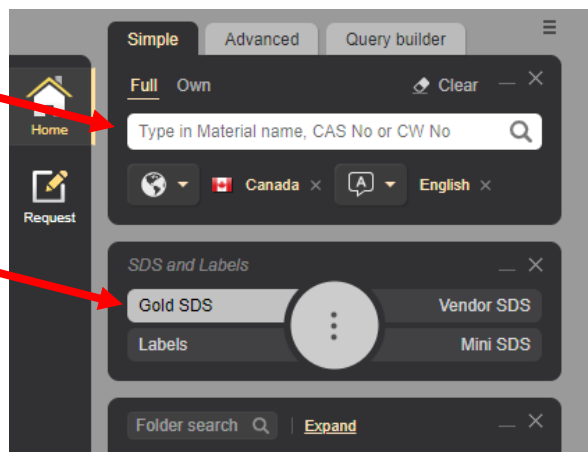
This will redirect you to the University of Regina authentication page.

3. The Control Panel and searching SDS

From the Home Screen a user can search for a material by name or Chemical Abstract Service (CAS) Number in the search box.

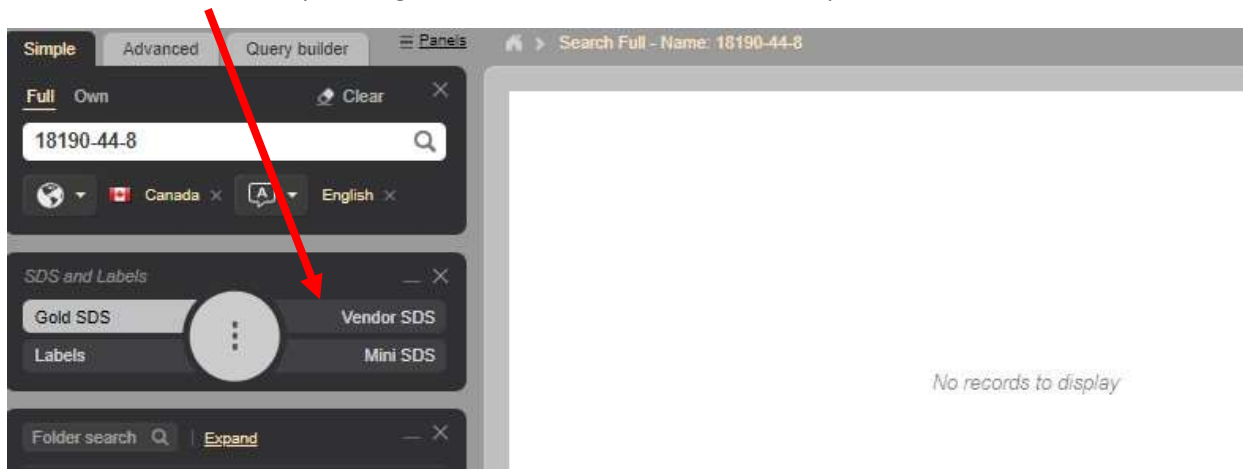
The default result will show a Gold SDS. To view a vendor or mini SDS, select the appropriate function.

If a CAS or specific chemical name is entered, Chemwatch may auto-complete the search and open the SDS. Otherwise, the user will select the material from the displayed search results.

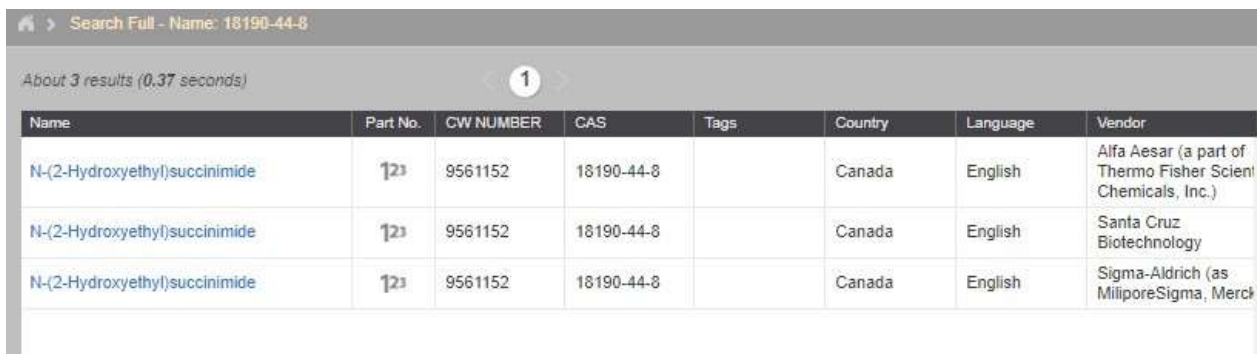


4. Vendor SDS

A vendor SDS is a safety data sheet that is published by a specific supplier. If there is no Chemwatch Gold SDS available, Chemwatch will display “No Records to display” when using the Gold SDS function, you can switch to a vendor SDS by clicking the Vendor SDS tab on the control panel.



Chemwatch will now display any vendor SDS currently in the database, as shown below. Select the suppliers SDS you wish to view.



Name	Part No.	CW NUMBER	CAS	Tags	Country	Language	Vendor
N-(2-Hydroxyethyl)succinimide	123	9561152	18190-44-8		Canada	English	Alfa Aesar (a part of Thermo Fisher Scientific, Inc.)
N-(2-Hydroxyethyl)succinimide	123	9561152	18190-44-8		Canada	English	Santa Cruz Biotechnology
N-(2-Hydroxyethyl)succinimide	123	9561152	18190-44-8		Canada	English	Sigma-Aldrich (as MiliporeSigma, Merck)

5. Frequently Asked Questions

What if there is no Gold or Vendor SDS showing up?

The default search function is set to Canadian SDS only, there may be SDS available for different regions such as the United States. Try changing the “Country” dropdown below the search bar to “Any”. This will open the search parameters to look for any published SDS for the material.

What if there is no SDS for the product on Chemwatch for any country?

There may not be an SDS available for that product on Chemwatch. You can:

- Email a current vendor SDS to msdsuploads@chemwatch.net.
- Contact whmis@uregina.ca with the details of the material.

Include: Name of the product
Supplier name on bottle
Catalog or product number on bottle
CAS (if applicable)
Concentration (if applicable)

The vendor SDS will be added to the Chemwatch database and the publishing of a Chemwatch Gold SDS will be requested.

What do I do if the search automatically opened an SDS, but for the wrong product or concentration?

You can change your search criteria to be more specific such as "5% Hydrochloric acid"; or click 'Search Full' text above the document pane to return to the full search results.



How do I get access to the labels?

WHMIS support prints and stocks WHMIS labels for hazardous materials at UR Stores RIC. Contact whmis@uregina.ca with information about the material requiring a label as well as size and quantity of labels needed.

